

**2A/2C/2E**

**WEEK OF 10/13-10/17**

Name: \_\_\_\_\_



**Due Friday 10/17**

## DAILY HOMEWORK

MONDAY	TUESDAY	WEDNESDAY	THURSDAY
Freckle <i>From Your Teacher</i> 60% minimum for credit		Freckle <i>From Your Teacher</i> 60% minimum for credit	
Study Spelling Words (1 activity)	Study Spelling Words (1 activity)	Study Spelling Words (1 activity)	Study Spelling Words (1 activity)
Parent Initials	Parent Initials	Parent Initials	Parent Initials

## SPELLING

- 1.next
- 2.end
- 3.camp
- 4.sank
- 5.sing
- 6.drink
- 7.hunt
- 8.stand
- 9.long
- 10.stamp
- 11.pond
- 12.bring
- 13.globe
- 14.swim
- 15.stove
- 16.just
- 17.friend
- 18.young

## WEEKLY OBJECTIVES

- **Reading:** Central Idea, Monitor and Clarify, Point of View
- **Vocabulary:** Prefixes un-, re-, Context Clues
- **Spelling:** Final Blends
- **Grammar:** Proper Nouns
- **Writing:** Persuasive

**IXL** - KQY, JBV, CK8, 9SQ

## REMINDERS

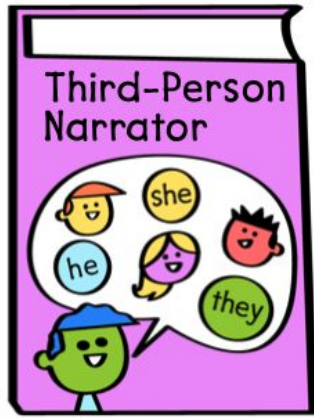
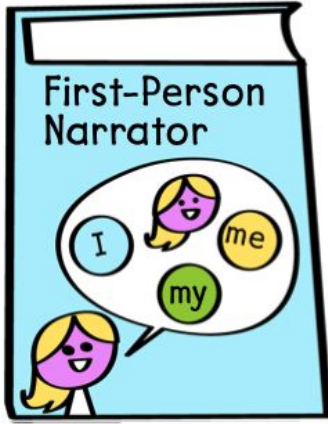
- Reading 10/17
- Grammar 10/17
- Spelling 10/17
- Book Fair 10/13-10/17
- Storybook Character Day 10/31

## VOCABULARY

**invited**-when you have been asked to come  
**screams**-yells loudly  
**plead**-asking in a strong, hopeful way  
**musical**-has a tune  
**shove**-to push something hard  
**scoots**-moves very quickly  
**greedy**-wanting more than what is fair  
**scurries**-moving with short, fast steps

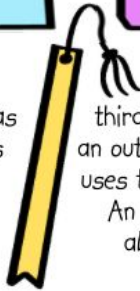
# Point of View

The narrator is the person who tells a story. Readers see the story events through the narrator's point of view.



A story written in first-person point of view has a character in the story as the narrator. Look for a narrator who uses the words **I**, **me**, or **my**.

A story written in third-person point of view has an outside narrator. The narrator uses the words **he**, **she**, or **they**. An outside narrator can tell about all the characters.



© Houghton Mifflin Harcourt Publishing Company. All rights reserved.



Grammar 2.4.4a

## Review Proper Nouns

**Proper nouns** are the special names of people, animals, places, or things. Proper nouns begin with a **capital letter**.

Nouns		Proper Nouns	
neighbor	drink	Carissa Smith	So Fruity Punch
pet	state	Fluffy	Florida
road	country	Main Street	China

© Houghton Mifflin Harcourt. All rights reserved.

Grade 2 | Grammar Minilessons

Nouns and Pronouns • Proper Nouns

Grammar 2.4.4b

## Review Proper Nouns

Identify the words that are proper nouns and should be capitalized.

- I have a bunny named bounce.
- My cousin is named anna frey.
- I eat banana nutty puff cereal.
- We live in riverdale towers.
- My grandparents live on oak road.
- My soccer team is called the millville wolves.

© Houghton Mifflin Harcourt. All rights reserved.

Grade 2 | Grammar Minilessons

Nouns and Pronouns • Proper Nouns

### Generative Vocabulary 3.3

#### Prefixes **un-**, **re-**

A **prefix** is a word part added to the beginning of a **base word** that changes the meaning of the word. The prefix **un-** means "not" or "to reverse."

The prefix **re-** means "again."

- uninvited**
- reinvited**



You can look up base words you do not know in the dictionary.

#### Examples

- lock  
re + lock = **relock**  
un + lock = **unlock**
- tie  
re + tie = **retie**  
un + tie = **untie**
- happy  
un + happy = **unhappy**
- build  
re + build = **rebuild**

Grade 2 | Vocabulary

Module 3 • Week 1

### Vocabulary Strategy 3.4

#### Context Clues

Ask questions to figure out the meaning of a word you do not know. Then look for clues to answer your questions. The clues are called **context clues**.

Fill the **pitcher** with milk.



fill **pitcher** milk

#### Examples

- We are **helpful** when we rake leaves.
- Candles, flashlights, and lamps **illuminated** the dark room.
- I am always **amused** by Rory's funny drawings.

© Houghton Mifflin Harcourt Publishing Company. All rights reserved.

Grade 2 | Vocabulary

Module 3 • Week 1

Be sure to attach your work and bring back to class at the end of the week!

# October Spelling Menu

Name: \_\_\_\_\_

## Picture This!

Draw a large picture of a pumpkin. In the empty spaces, write your spelling words as many times as you can. Then, color your picture.



## Colorful Words

Write each spelling word with a pencil. Then, use the colors below to trace each letter.

Consonants = Orange  
Vowels = Black



## Story Time

Write a spooky story using your spelling words. Be sure to include interesting details AND underline your spelling words in the story.



## Speed Writing

Write your spelling words as many times as you can in

**10 MINUTES!**

Ask an adult at home to help you keep track of the time.

## Practice Test

Ask an adult at home to quiz you on your spelling words. If you misspell a word, write it correctly THREE more times.

\_\_\_\_\_  
**Adult Signature**

## Let's Move!

### BATTER UP!

Write a spelling word on your paper. Then, practice swinging your invisible bat for every letter in the word – hit a Home Run and call out the word. Repeat for all of your spelling words!

## ABC Order

Write your spelling words in ABC order. Use the letter chart below to help you.

**A B C D E F G H I**  
**J K L M N O P Q R**  
**S T U V W X Y Z**

## How Long Is It?

Count the number of letters in each spelling word. Then, write them in order from the least number of letters to the greatest.



## Typed List

Use a computer to type your spelling words. Feel free to use different fonts, sizes or colors for each word – how fun!

Be sure to print the page when you're finished!



## Module 3 Week 1 READING Practice

### Practice 1

#### *Becky the Busy Bee*

1 My name is Becky. I am a bee, and I live in a hive with my bee friends. Our hive is high in a tree, and it keeps us safe from the rain.

2 Bees are very busy! Each of us has an important job. Some bees clean the hive, and some bees take care of the baby bees.

3 My job is to collect nectar from flowers. I fly from flower to flower, using my tiny wings to buzz through the air. The nectar I collect is used to make honey.

4 I also help flowers grow. When I visit flowers, I carry pollen to other plants. This helps them make seeds and new flowers.

5 When I am done working, I return to the hive. I share the nectar I found with the other bees. Working together helps us all!

---

#### 1. What is this story mostly about?

- A. Becky likes flying in the sky.
- B. Bees work together to make honey.
- C. Bees sleep all day in the hive.
- D. Becky likes to smell flowers.

---

#### 2. What is the meaning of the word *hive* as it is used in the story?

- A. a kind of flower
- B. a bee's home
- C. a pile of leaves
- D. a hole in the ground



**3. Which two details show that Becky's job is important?**

- A. Becky helps flowers grow.
  - B. Becky flies with her friends.
  - C. Becky collects nectar to make honey.
  - D. Becky hides when it rains.
- 

**4. Read this sentence:**

"When I am done working, I return to the hive."

What does the prefix *re-* in *return* mean?

- A. to go back again
  - B. to move quickly
  - C. to stay still
  - D. to fly higher
- 

**5. How can you tell the story is told in first person?**

- A. The story uses words like I and my.
- B. The story tells about many bees.
- C. Becky talks to her friends.
- D. It tells what bees do at night.

## Practice 2

### *The Brave Little Squirrel*

1 My name is Sam, and I am a squirrel. I live in a tall oak tree near the park. I use my big, fluffy tail to help me balance as I jump from branch to branch.

2 Every morning, I look for acorns and nuts. I hide them in the ground so I can find them later. This helps me have food when it gets cold.

3 One day, a strong wind blew through the park. The leaves flew everywhere! My favorite acorn rolled far away.

4 I ran down the tree and searched for it. I looked behind a rock and under a bush. Finally, I found it near the pond!

5 I carried it back to my tree. Even though I am small, I am brave and strong!

---

#### 1. What is the story mostly about?

- A. Sam likes to take walks in the park.
  - B. Sam is a brave squirrel who finds his acorn.
  - C. The wind blew away the leaves.
  - D. Sam plays in the tree with his friends.
- 

#### 2. What is the meaning of the word *balance* in paragraph 1?

- A. to jump high
- B. to stay steady
- C. to run fast
- D. to hide food



**3. Which sentence shows Sam did not give up?**

- A. I looked behind a rock and under a bush.
  - B. I use my tail to help me balance.
  - C. The leaves flew everywhere.
  - D. I live near the park.
- 

**4. Read the sentence:**

"I carried it back to my tree."

What does this tell you about Sam?

- A. He is careful and hardworking.
  - B. He is lazy and tired.
  - C. He is scared of the wind.
  - D. He likes to play all day.
- 

**5. How can the reader tell Sam is telling the story?**

- A. The story uses the word I.
- B. Sam is the main character.
- C. The story has a happy ending.
- D. It takes place in the park.

# Module 3 Week 1 GRAMMAR Practice

## Practice 1

Read the story and look for changes that should be made. Then answer the questions.

### Trip to the Beach

(1) Last summer, my family went to miami beach. (2) We packed a picnic and brought our dog, max. (3) The water was blue and warm. (4) I built a big sandcastle with my sister, lily. (5) We stayed until the sun went down.

---


#### 1. Read sentence 1.

Last summer, my family went to miami beach.

What is the correct way to write the underlined words?

- A. Miami Beach
  - B. miami Beach
  - C. Miami beach
  - D. miami Beach
- 

#### 2. How should sentence 2 be changed?

- A. Change family to Family.
  - B. Change dog to Dog.
  - C. Change max to Max.
  - D. No change is needed.
- 

**3. Read sentence 4.**

I built a big sandcastle with my sister, lily.

What is the correct way to write the underlined word?

- A. lily → Lily
  - B. Lily → lily
  - C. lily → lilly
  - D. No change is needed.
- 

**4. Which sentence is written correctly?**

- A. The Water was blue and warm.
  - B. The water was Blue and warm.
  - C. The water was blue and warm.
  - D. The Water was Blue and warm.
- 

**5. How should the title be written correctly?**

- A. trip to the beach
- B. Trip To The Beach
- C. Trip to the Beach
- D. Trip to The beach

## Practice 2

Read the story and look for changes that should be made. Then answer the questions.

### A Day at the Zoo

(1) My class went to the jacksonville zoo on friday. (2) We saw lions, giraffes, and monkeys. (3) Our teacher, mrs. taylor, took pictures of the animals. (4) I liked the elephant the best! (5) I can't wait to go back next year.

---

#### 1. Read sentence 1.

My class went to the jacksonville zoo on friday.

What is the correct way to write the underlined words?

- A. Jacksonville Zoo on Friday
  - B. Jacksonville zoo on Friday
  - C. jacksonville Zoo on friday
  - D. Jacksonville Zoo on friday
- 

#### 2. How should sentence 3 be changed?

- A. Change teacher to Teacher.
- B. Change mrs. taylor to Mrs. Taylor.
- C. Change animals to Animals.
- D. No change is needed.

**3. Read sentence 4.**

*I liked the elephant the best!*

Which sentence is written correctly?

- A. i liked the Elephant the best!
  - B. I liked the Elephant the best!
  - C. I liked the elephant the best!
  - D. No change is needed
- 

**4. Which title is written correctly?**

- A. A day At The Zoo
  - B. A Day at the Zoo
  - C. A Day At the zoo
  - D. a day at the zoo
- 

**5. What change should be made in sentence 2?**

- A. Change monkeys to Monkeys.
- B. Change lions to Lions.
- C. Change giraffes to Giraffes.
- D. No change is needed.