



School to Home Letter

Dear Students and Parents,

Smile, every little cell in your body is well!

During the next few days, our math class will be learning how to Order and Compare Numbers through 10. You can expect to see homework that provides practice in counting one less and one more, along with using a number line through 10. The instruction for each activity is written at the bottom of each page.

Please download, print and staple this packet. Students should do one page of this packet each evening. It should take them 5 days to complete the packet. They should use the boxes below to check off each day the homework is completed. When the packet is complete, they should put it in their **green** folder and take it to school on Monday

October 6, 2025.

A minimum of 20 minutes on Freckle is required each week.

Congratulations to the students who have started and completed these assignments. They will be rewarded. I am looking to see all students doing Waggle this week.

Warmly,

Kadisha Mills, Ph.D.

Name: _____ Class: _____



Monday	Tuesday	Wednesday	Thursday	Friday

Name _____

LESSON 6.1
Practice and Homework

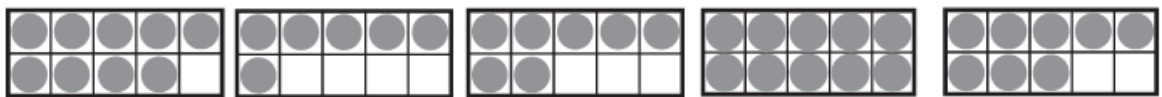
Count and Order to 10

Go Online

Interactive Examples



Tracing practice for the number 4. The first row shows a dashed number 4 with arrows indicating stroke order: down, right, and up. The second row shows a solid number 4 with arrows indicating stroke order. The remaining three rows are blank handwriting lines for independent practice.



Tracing practice for the number 6. The first row shows a dashed number 6 with arrows indicating stroke order: a counter-clockwise circle followed by a downward stroke. The second row shows a solid number 6 with arrows indicating stroke order. The remaining three rows are blank handwriting lines for independent practice.

© Houghton Mifflin Harcourt Publishing Company

DIRECTIONS 1–2. Count the dots in the ten frames. Trace or write the numbers. Look at the next line. Trace the number. Write the other numbers in order as you count forward.

Name _____

LESSON 6.2
Practice and Homework

Compare by Matching Sets to 10

Go Online

Interactive Examples





© Houghton Mifflin Harcourt Publishing Company

DIRECTIONS 1. Marisol has 7 red balloons. Jake has 3 blue balloons. Who has fewer balloons? Use cube trains to model the sets of balloons. Compare the cube trains. Draw and color the cube trains. Write how many. Circle the number that is less. 2. Meg has 8 red beads. Seojin has 5 blue beads. Who has more beads? Use cube trains to model the sets of beads. Compare the cube trains by matching. Draw and color the cube trains. Write how many. Circle the number that is greater.

Name _____

LESSON 6.3
Practice and Homework

Compare by Counting Sets to 10

Go Online

Interactive Examples

1





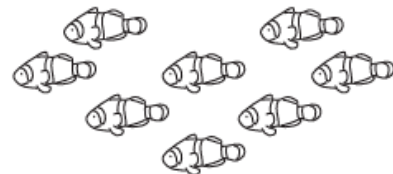
2





3





© Houghton Mifflin Harcourt Publishing Company

DIRECTIONS Count how many in each set. Write the number of objects in each set. Compare the numbers. 1–2. Circle the number that is less. 3. Circle the number that is greater.

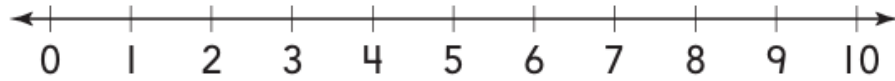
Name _____

LESSON 6.4
Practice and Homework

One More and One Less to 10

Go Online

Interactive Examples



1



7

2

8

3

5

© Houghton Mifflin Harcourt Publishing Company

DIRECTIONS 1. There are 7 pencils in the set. Use the number line to find one less than 7 and one more than 7. Write the numbers. 2–3. Look at the number. Use the number line to find one less than each number and one more than each number. Write the numbers.

Name _____

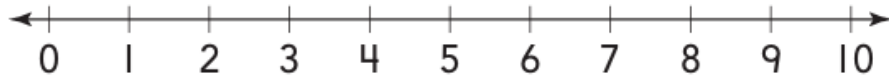
LESSON 6.5
Practice and Homework

Compare Two Numbers

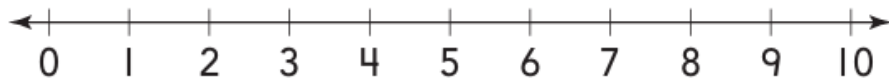
Go Online

Interactive Examples

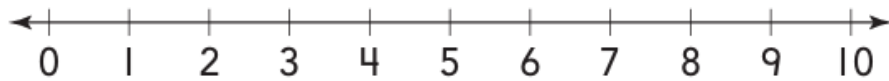
1



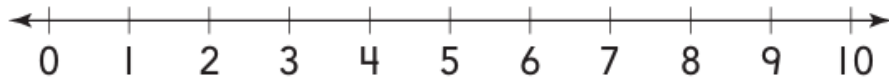
2



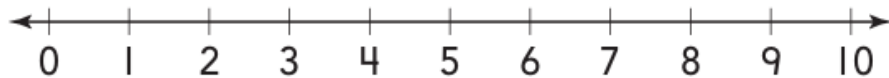
3



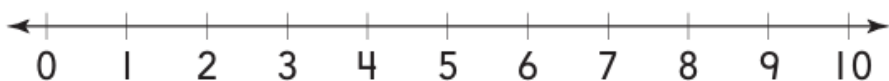
4



5



6



DIRECTIONS 1. Draw a line under 8 and 5. Circle the number that is greater. 2. Draw a line under 10 and 7. Circle the number that is greater. 3. Draw a line under 6 and 9. Circle the number that is greater. 4. Draw a line under 4 and 6. Circle the number that is less. 5. Draw a line under 8 and 7. Circle the number that is less. 6. Draw a line under 5 and 3. Circle the number that is less.