

Kindergarten

Week: 9/29 - 10/03

Name: _____

Section: _____



Reminders

- Homework is turned in every Friday inside the blue folder.
- Read everyday for 15 minutes- Complete Reading Log
- Complete i-Ready homework 45 minutes required weekly (10-15 minutes per day).
- Students need to know how to write the spelling words on their own.
- Students need to know how to read the Sight Words.

TODO LIST

Monday:

- Write the Spelling Words by choosing **one choice**, from the Spelling Choice Board.
- Read "At Bat" (It can be used in reading log.)
- Letter Aa Worksheet

Tuesday:

- Write the Sight Words by choosing **one choice**, from the Spelling Choice Board.
- Read and Spell: am & at Worksheet

Wednesday:

- Read and Spell: go Worksheet
- Read "Sam" (It can be used in reading log.)
- Sort Words with Short a vowel Worksheet
- Break Words into Syllables Worksheet

Thursday:

- No School- Teacher Planning Day





Weekly Assessment(s):

- Reading Comprehension Test (Friday)
- Spelling Test (Next Monday)
- Sight Words Test (Next Monday)

Weekly Learning Discoveries:

Synonyms

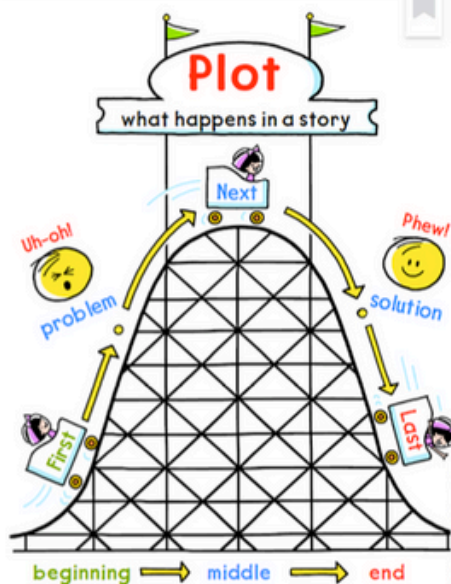
words with the **same** meaning

| | |
|---|---|
|  cold chilly |  fast quick |
|  small little |  happy glad |

Antonyms

words with **opposite** meanings

| | | | |
|---|--|---|--|
|  hot |  cold |  slow |  fast |
|  big |  small |  sad |  happy |



Theme

The **theme** is the **message** or **lesson** in a story.

To find the **theme**, ask

- What did the main character learn?
- What does the author want me to learn?

Common Themes

- Be brave!
- Be kind to others.
- It's ok to be different!
- Do your best.
- Work together.
- Always tell the truth.
- Never give up!
- Do the right thing.


Module 2 - week 2

Essential question:

What makes each of us special?

weekly texts:

Reading comprehension skill:
Theme



Genre: Fiction
Lexile® Measure: 230L
Guided Reading Level: I



Genre: Informational Text
Lexile® Measure: 190L
Guided Reading Level: H

Reading comprehension strategy:
Check for Understanding

spelling words:
pat, wag, ham, map, Dan

PHONICS:

Letter Aa & Short Vowel Sound of a

sight words:
am, at, go, to

GRAMMAR:

Synonyms & Antonyms

vocabulary:
bother, change, same

writing:
Narrative writing

READING LOG

Your child's reading homework each night is to read a book together with you for at least 15-20 minutes. Talk to your child about the books as you read them together. Remember that the only way to become a better reader is to practice reading. Please fill out the following page each night and return it on Fridays with the rest of your child's homework

| | Title of Book | Minutes |
|-----------|------------------|---------|
| Monday | | |
| Tuesday | | |
| Wednesday | | |
| Thursday | No School | |

Parent Signature: _____

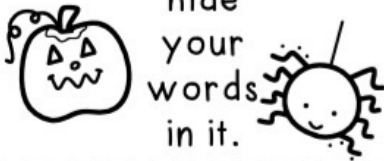
Firma del Padre: _____

OCTOBER

Spelling Choice Board

Picture Perfect

Draw a fall picture and hide your words in it.



Flash Card

Make flash cards with index cards or paper. Write the word on one side and draw a picture on the back.

Practice Test

Have an adult give you a practice test. Write the words you miss 3-times each.

Jumping Jacks

Spell your words while doing jumping jacks. Say one letter each time you jump.

Parent Initials: _____

Date: _____

Word Scramble

Go to

<https://bit.ly/doublepuzzle>

and enter your spelling words to create your own scramble. Print it and unscramble your words.

Silly Sentences

Write some silly sentences using your spelling words and underline them.

Across & Down

T H E R E

H E R E
Write each word across and then down so one letter connects.

Word Search

Hide your spelling words in a word search... and then find them!

Cut & Paste

Cut letters & words from newspapers or magazines and use them to spell your words.

Chalk Challenge

Write your words with sidewalk chalk

Parent Initials: _____

Date: _____


True & False

Write your words in true and false sentences.

Super Syllables


Write your words using dashes to separate the syllables:

e-l-e-phant



At Bat

by Dana Schlein
illustrated by Peter Francis



This book belongs to

See Sam at bat.

**WORD
WORK**



Speed Read

Read these words.

the see go at




Picture Hunt

Which pictures have short a?

A dotted rectangular box containing six illustrations: a baseball cap, a baseball, a baseball bat, a bird's nest with three chicks, a bird, and a baseball glove. The letters 'Aa' are printed in the center of the box.



Bam! Go, Sam!




go!

ball

See the

3



i

ball

the

See Tab

catch

6



See the
bird i



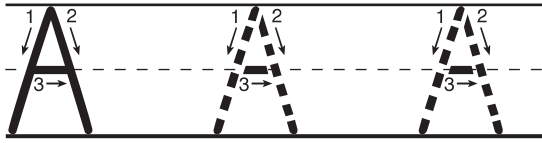
Fold



Bami

Name _____

Letter Aa



Hold the pencil between your thumb and your first and second fingers!

 Trace and write the words.


Ann

as

am

bat







sat



Name _____

Read and Spell






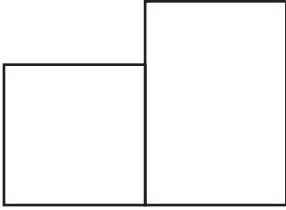

Read and spell this word to be a better reader.

| | | | | | | | | | | | | | |
|--|--|----|----|----|----|----|----|----|----|----|----|----|----|
|  Read it. am |  Trace it. am | | | | | | | | | | | | |
|  Color it. am | | | | | | | | | | | | | |
|  Write it. _____ ----- _____ |  Spell it. <table border="1" data-bbox="912 1207 1248 1350"> <tr> <td style="width: 50px; height: 50px;"></td> <td style="width: 50px; height: 50px;"></td> </tr> </table> | | | | | | | | | | | | |
| | | | | | | | | | | | | | |
|  Circle it. <table style="width: 100%; text-align: center;"> <tr> <td>am</td> <td>at</td> <td>go</td> <td>am</td> </tr> <tr> <td>am</td> <td>go</td> <td>am</td> <td>at</td> </tr> <tr> <td>at</td> <td>am</td> <td>go</td> <td>am</td> </tr> </table> | | am | at | go | am | am | go | am | at | at | am | go | am |
| am | at | go | am | | | | | | | | | | |
| am | go | am | at | | | | | | | | | | |
| at | am | go | am | | | | | | | | | | |

Name _____

Read and Spell







Read and spell this word to be a better reader.

| | | | | | | | | | | | | | |
|--|---|----|----|----|----|----|----|----|----|----|----|----|----|
|  Read it. at |  Trace it. at | | | | | | | | | | | | |
|  Color it. at | | | | | | | | | | | | | |
|  Write it. _____ ----- _____ |  Spell it.  | | | | | | | | | | | | |
|  Circle it. <table style="width: 100%; text-align: center;"> <tr> <td>at</td> <td>at</td> <td>go</td> <td>am</td> </tr> <tr> <td>am</td> <td>go</td> <td>at</td> <td>at</td> </tr> <tr> <td>at</td> <td>am</td> <td>go</td> <td>at</td> </tr> </table> | | at | at | go | am | am | go | at | at | at | am | go | at |
| at | at | go | am | | | | | | | | | | |
| am | go | at | at | | | | | | | | | | |
| at | am | go | at | | | | | | | | | | |

Name _____

Read and Spell

Read and spell this word to be a better reader.

| | | | | | | | | | | | | | |
|--|--|----|----|----|----|----|----|----|----|----|----|----|----|
| <p> Read it.</p> <p style="text-align: center; font-size: 2em;">go</p> | <p> Trace it.</p> <p style="text-align: center; font-size: 2em;">go</p> | | | | | | | | | | | | |
| <p> Color it.</p> <p style="text-align: center; font-size: 3em;">go</p> | | | | | | | | | | | | | |
| <p> Write it.</p> <hr/> <hr style="border-top: 1px dashed;"/> <hr/> | <p> Spell it.</p> <table border="1" style="margin-left: auto; margin-right: auto;"> <tr> <td style="width: 40px; height: 60px;"></td> <td style="width: 40px; height: 60px;"></td> </tr> </table> | | | | | | | | | | | | |
| | | | | | | | | | | | | | |
| <p> Circle it.</p> <table style="width: 100%; text-align: center; font-size: 1.5em;"> <tr> <td>am</td> <td>at</td> <td>go</td> <td>go</td> </tr> <tr> <td>go</td> <td>go</td> <td>am</td> <td>at</td> </tr> <tr> <td>at</td> <td>go</td> <td>go</td> <td>am</td> </tr> </table> | | am | at | go | go | go | go | am | at | at | go | go | am |
| am | at | go | go | | | | | | | | | | |
| go | go | am | at | | | | | | | | | | |
| at | go | go | am | | | | | | | | | | |


Sam

by Dana Schlein
illustrated by Peter Francis



Fold

This book belongs to



I am Sam. I am at the

table.

**WORD
WORK**



Speed Read






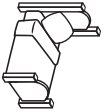
Read these words.

the I to go am



Picture Hunt

Which pictures have short a?

| | | |
|---|---|---|
|  |  |  |
|  |  |  |

Aa



“Go to
bed
, Sam!”

2


2

7




I go to the mat.

3

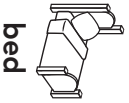


6

3



“Go to bed, Sam!”

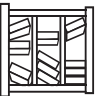


bed

4



I go to the bookcase .



bookcase

5

Name _____



Sort Words with Short a

You can hear the **short a** sound at the beginning of a word or in the middle of a word.

 Read the words.

| | | | |
|-----|----|----|-----|
| bat | at | am | mat |
|-----|----|----|-----|

 Spell each word in the right column.

| | |
|--|---|
|  <u>a</u> pple <hr/> <hr style="border-top: 1px dashed;"/> <hr/> <hr/> <hr style="border-top: 1px dashed;"/> <hr/> |  <u>a</u> tt <hr/> <hr style="border-top: 1px dashed;"/> <hr/> <hr/> <hr style="border-top: 1px dashed;"/> <hr/> |
|--|---|

Name _____

Break Words into Syllables









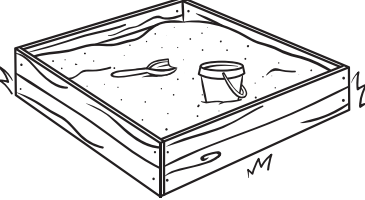

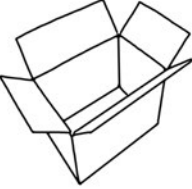
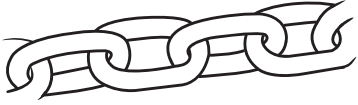

You can clap the parts of a word to break it into syllables.



Name the first picture.



Circle the picture that matches each syllable.

| Picture | First Syllable | Last Syllable |
|---|---|---|
|  |  |  |
|  |  |  |
| |  |  |
|  |  |  |
| |  |  |