

Name: _____ Section: _____

First Grade American Math Homework #6




Hello Scholars and Parents. This week we will continue chapter 2, focusing on breaking down numbers into tens and ones. They will learn how to show the number in model form, standard form, word form and expanded form. **The quiz has been moved to Tuesday September 30th to give everyone ample time to prepare for the assessment.**

Scholars have access to the IXL math platform for additional practice and reinforcement of the daily lesson. There is no limit to how many times scholars can review the lessons. Below, please find practice modules scholars can complete from home to develop a deeper understanding of the daily lesson.

- AA.6
- AA.8
- AA.9

Vocabulary

- Digits
- One digit number
- Two digit number
- Tens
- Ones
- Standard Form
- Model Form
- Expanded form



Notes

Students **MUST** prove and show all their work. If additional space is needed, please feel free to attach lined paper to the homework packet. **Failure to show your work will result in a lower grade.** Please complete the homework to the best of your abilities.

| | | |
|------------------|---|-------|
| <u>Monday</u> | September 29 th - Page 70, Page 77 | _____ |
| <u>Tuesday</u> | September 30 th - No homework | _____ |
| <u>Wednesday</u> | October 1 st - Page 83 | _____ |
| <u>Thursday</u> | October 2 nd - No homework | _____ |
| <u>Friday</u> | October 3 rd - Page 353, Page 354 | _____ |

Solve. Write the numbers.

10. I have 46 cubes. How many tens and ones can I make?

_____ tens _____ ones

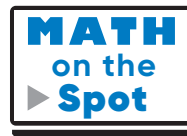
11. I have 32 cubes. How many tens and ones can I make?


_____ tens _____ ones

12. I have 28 cubes. How many tens and ones can I make?

_____ tens _____ ones

13. I am a number less than 50.
I have 8 ones and some tens.
What numbers could I be?



14. There are 35 . Jun says that there are 3 ones and 5 tens. Ravi says that there are 3 tens and 5 ones. Who is correct? Circle the name.

Jun

Ravi

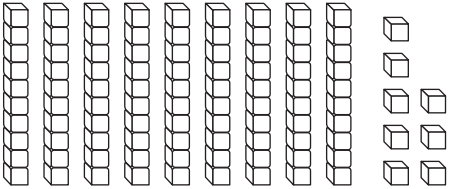
How can you draw to show 35?



TAKE HOME ACTIVITY • Write a two-digit number from 20 to 50, such as 26. Ask your child to tell which digit names the tens and which digit names the ones. Repeat with different numbers.

Tens and Ones to 100

Write the numbers.

1.  _____ tens + _____ ones = _____

2.  _____ tens + _____ ones = _____

3.  _____ tens + _____ ones = _____

Problem Solving

Draw a quick picture to show the number.
Write how many tens and ones there are.

4. Inez has 57 shells.

_____ tens _____ ones

5. **Write Math** Use words and pictures to show 59 and 95.

Name _____

Show Numbers in Different Ways

Use  to show the number two different ways. Draw both ways.

1. 62

| Tens | Ones |
|-------|-------|
| | |
| _____ | _____ |

| Tens | Ones |
|-------|-------|
| | |
| _____ | _____ |

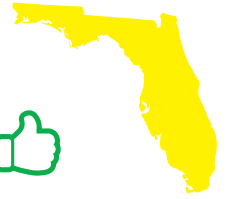
2. 38

| Tens | Ones |
|-------|-------|
| | |
| _____ | _____ |

| Tens | Ones |
|-------|-------|
| | |
| _____ | _____ |

3. Write Math Draw to show 55 three different ways.

Name _____



2.6 Homework



I don't understand yet.



I understand some.



I understand.

1. Model 52 two ways.

| Tens | Ones |
|------|------|
| | |

_____ tens and _____ ones
is 52.

| Tens | Ones |
|------|------|
| | |

_____ tens and _____ ones
is 52.

2. Model 14 two ways.

| Tens | Ones |
|------|------|
| | |

_____ ten + _____ ones = 14

| Tens | Ones |
|------|------|
| | |

_____ ten + _____ ones = 14

3. **DIG DEEPER** Circle all the ways that show 39.

3 + 9

2 tens and 19 ones

9 tens + 3 ones

10 + 29

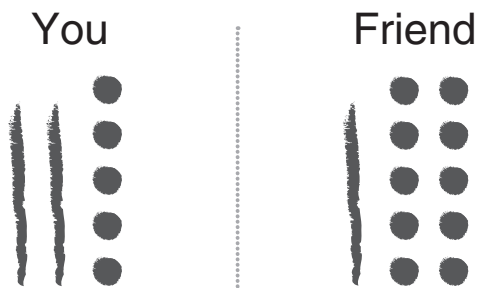
3 tens and 19 ones

39 ones

Model Real Life

7
MTR

4. The models show the numbers of seashells you and your friend have. Does your friend have the same number of seashells as you?



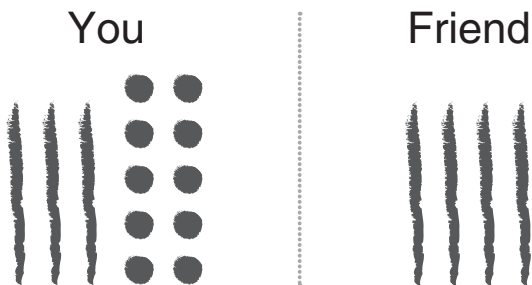
Circle: Yes No

Show how you know:



Try It

5. The models show the numbers of erasers you and your friend have. Does your friend have the same number of erasers as you?



Circle: Yes No

Show how you know: