



# School to Home Letter

Dear Students and Parents,

**Smile, you attend the best school!**

Students, during the next few days, our math class will be learning how to Compare Numbers Through 10. You can expect to see homework that provides practice in counting, representing and writing 10. The instruction for each activity is written at the bottom of each page.

Parents, please download, print and staple this packet. Students should do one page of this packet each evening. It should take them 5 days to complete the packet. They should use the boxes below to check off each day the homework is completed. When the packet is complete, they should put it in their **green** folder and take it to school on

**September 29, 2025.**

Additionally, starting this week, students should start completing assigned supplemental work on [student.freckle.com](http://student.freckle.com). Login cards were stapled on the green folders.

Warmly,  
Kadisha Mills, Ph.D.

Name: \_\_\_\_\_ Class: \_\_\_\_\_



Monday	Tuesday	Wednesday	Thursday	Friday

Name \_\_\_\_\_

LESSON 5.1  
Practice and Homework

# Model and Count 9

Go Online

Interactive Examples






nine

\_\_\_\_\_

-----

=====

\_\_\_\_\_

-----

=====

\_\_\_\_\_

-----

=====



and

\_\_\_\_\_

-----

=====

\_\_\_\_\_

-----

=====

\_\_\_\_\_

-----

=====



and

and

and

© Houghton Mifflin Harcourt Publishing Company

**DIRECTIONS** 1. Trace the number 9. Use two-color counters to model the different ways to make 9. Color to show the counters below. Write some pairs of numbers that make 9.

Name \_\_\_\_\_


LESSON 5.2  
Practice and Homework

# Count and Represent 9

Go Online  
Interactive Examples



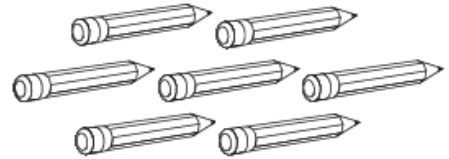
9  
nine



\_\_\_\_\_

-----

\_\_\_\_\_



\_\_\_\_\_

-----

\_\_\_\_\_



\_\_\_\_\_

-----

\_\_\_\_\_



\_\_\_\_\_

-----

\_\_\_\_\_

© Houghton Mifflin Harcourt Publishing Company

**DIRECTIONS** 1. Say the number. Trace the numbers.  
2-5. Count and tell how many. Write the number.

Name \_\_\_\_\_

LESSON 5.3  
Practice and Homework

## Numbers to 9

Go Online

Interactive Examples



\_\_\_\_\_

-----

\_\_\_\_\_

\_\_\_\_\_

-----

\_\_\_\_\_



\_\_\_\_\_

-----

\_\_\_\_\_

\_\_\_\_\_

-----

\_\_\_\_\_

© Houghton Mifflin Harcourt Publishing Company

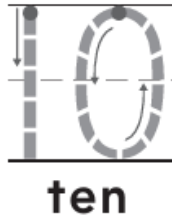
**DIRECTIONS** 1. Sally has 6 flowers. Three of the flowers are yellow. The rest are red. How many are red? Draw the flowers. Write the number beside each set of flowers. 2. Tim has 7 acorns. Zawadi has a number of acorns that is two less than 7. How many acorns does Zawadi have? Draw the acorns. Write the numbers.









Name \_\_\_\_\_

LESSON 5.4  
Practice and Homework

# Model and Count 10

Go Online  
Interactive Examples




_____		and	_____	
-----			-----	
_____			_____	
_____		and	_____	
-----			-----	
_____			_____	
_____		and	_____	
-----			-----	
_____			_____	
_____		and	_____	
-----			-----	
_____			_____	

© Houghton Mifflin Harcourt Publishing Company

**DIRECTIONS** Trace the number. Use counters to model the different ways to make 10. Color the counters. Write some pairs of numbers that make 10.

Name \_\_\_\_\_

LESSON 5.5  
Practice and Homework

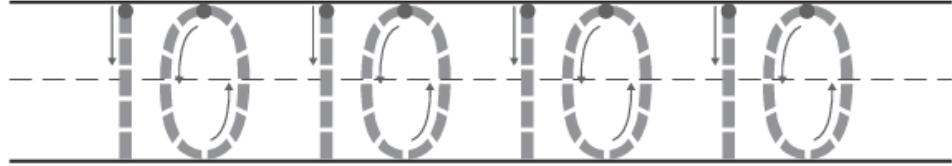
# Count and Represent 10

Go Online

Interactive Examples



10  
ten



2



\_\_\_\_\_

-----

\_\_\_\_\_

3

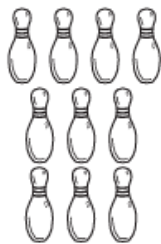


\_\_\_\_\_

-----

\_\_\_\_\_

4



\_\_\_\_\_

-----

\_\_\_\_\_

© Houghton Mifflin Harcourt Publishing Company

**DIRECTIONS** 1. Say the number. Trace the numbers.  
2-4. Count and tell how many. Write the number.