

# 2B/2D

## WEEK OF 9/22-9/24

Name: \_\_\_\_\_



### Due Friday 9/22

## DAILY HOMEWORK

MONDAY	TUESDAY	WEDNESDAY	THURSDAY
<u>Freckle</u> Identify Figurative Language		<u>Freckle</u> Identify Plot Structure and Story Elements	
Study Spelling Words (1 activity)	Study Spelling Words (1 activity)	Study Spelling Words (1 activity)	Study Spelling Words (1 activity)
Parent Initials	Parent Initials	Parent Initials	Parent Initials

## SPELLING

- 1.space
- 2.globe
- 3.grade
- 4.swim
- 5.place
- 6.last
- 7.test
- 8.skin
- 9.drag
- 10.glide
- 11.just
- 12.stove
- 13.slid
- 14.close
- 15.grape
- 16.plate
- 17.climb
- 18.bruise

## WEEKLY OBJECTIVES

- **Reading:** Central Idea, Ask and Answer Questions, Elements of Drama
- **Spelling:** Blends with l, r, s
- **Vocabulary:** Words That Name Places
- **Grammar:** Irregular Nouns
- **Writing:** Descriptive



## REMINDERS

- Reading Test: No Test
- Grammar Test: 9/24
- Spelling Quiz: 9/24

## VOCABULARY

- agency**-a place that helps others to get something done  
**business**-a place ready to work, buy, or sell  
**confidently**-when you are sure you can do something well  
**located**-where something is  
**eagerly**-when you really want to do something  
**seeps**-passes slowly through an opening  
**mystery**-something not known about  
**ace**-someone very good at something

# Elements of DRAMA

A drama is a story that is written so it can be performed by actors for an audience.

**What are the parts of a drama?**

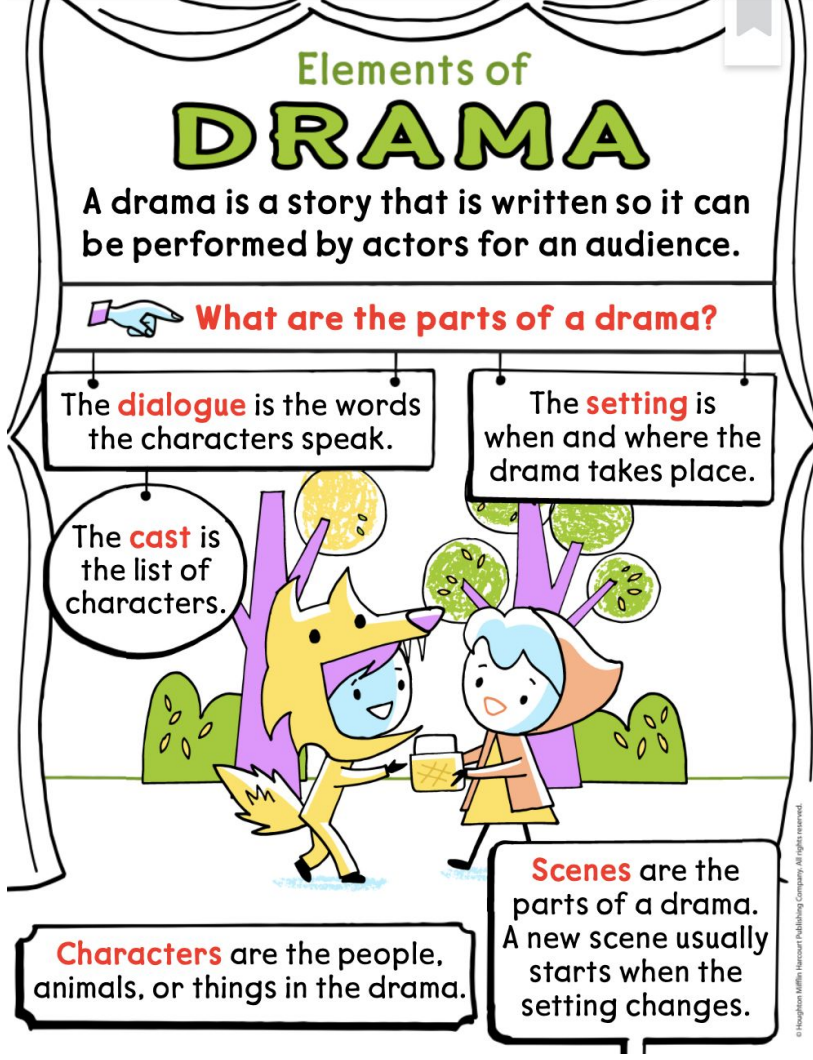
The **dialogue** is the words the characters speak.

The **setting** is when and where the drama takes place.

The **cast** is the list of characters.

**Scenes** are the parts of a drama. A new scene usually starts when the setting changes.

**Characters** are the people, animals, or things in the drama.



# TIME FOR REVIEW!



Grammar 2.3.4a

## Review Plural Nouns

Special nouns that end with *-s*, *-x*, *-ch*, or *-sh* get a different ending when they tell about more than one. Add *-es* to these nouns to make them **plural**. Other special nouns change spelling to name more than one. A **collective noun** names a group of things.

Plural Nouns		Collective Nouns	
two <b>foxes</b>	three <b>dishes</b>	the <b>team</b>	an <b>army</b>
many <b>classes</b>	four <b>children</b>	a <b>class</b>	the <b>herd</b>
some <b>finches</b>		my <b>family</b>	

Grade 2 | Grammar Minilessons

Nouns and Pronouns • More Plural Nouns

Grammar 2.3.4b

## Review Plural Nouns

Read each sentence. Tell if each underlined word is a plural noun or a collective noun.

- 1 She joined the swim team.
- 2 Six buses waited outside.
- 3 Put the boxes in the closet.
- 4 We made a batch of muffins.
- 5 I watched the group dance.
- 6 I brushed my teeth.

Grade 2 | Grammar Minilessons

Nouns and Pronouns • More Plural Nouns

# CENTRAL IDEA

## TOPIC

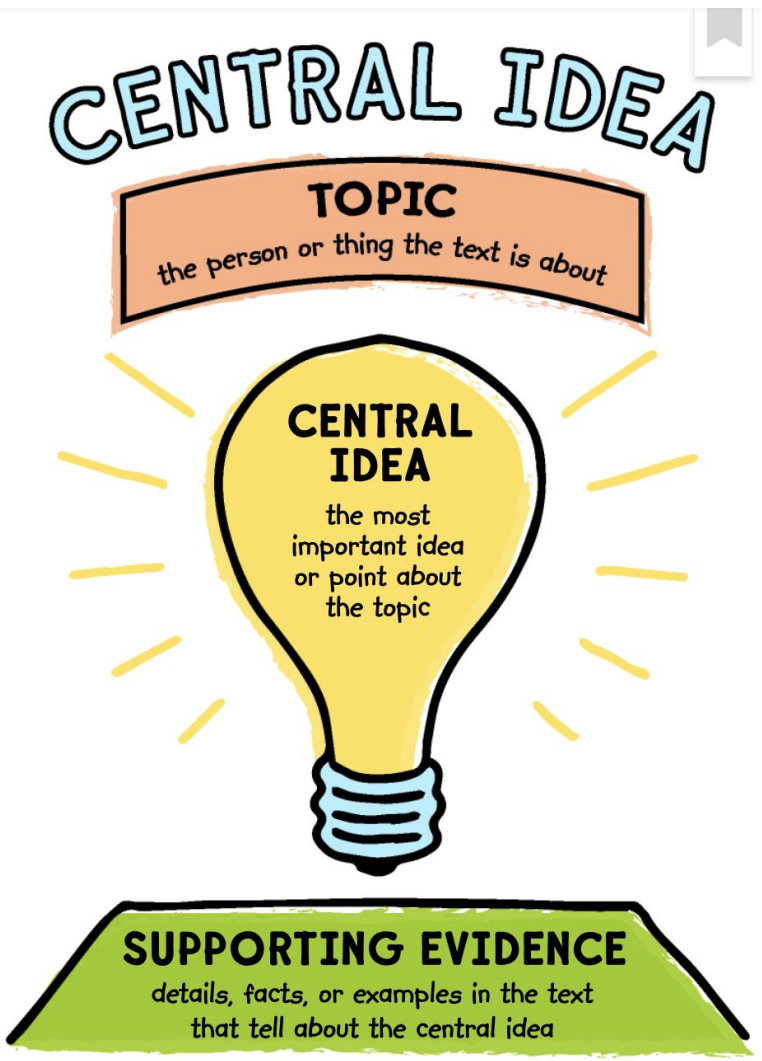
the person or thing the text is about

## CENTRAL IDEA

the most important idea or point about the topic

## SUPPORTING EVIDENCE

details, facts, or examples in the text that tell about the central idea



© Houghton Mifflin Harcourt Publishing Company. All rights reserved.

Be sure to attach your work and bring back to class at the end of the week!

# September Spelling Menu

Complete ONE activity per night on paper.

Name: \_\_\_\_\_ Turn it in on Friday during class.

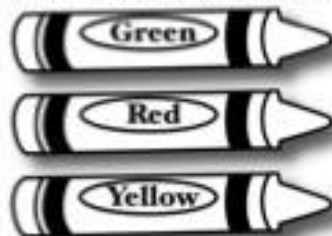
## Apple Words

Draw an apple for each of your spelling words. Write one spelling word inside of each apple. Then, color your apples.



## Rainbow Words

Write each spelling word with a pencil. Then, use the colors below to trace the whole word.



## Dear Teacher

Write a letter to your teacher using your spelling words. Be sure to use spaces in between your words AND underline your spelling words.



## Add It Up!

Add the letters in each of your spelling words to find the total. Use the numbers below.

Consonants = 5  
Vowels = 1

EXAMPLE: whale  
whale = 5+5+1+5+1 = 17

## Practice Test

Ask an adult at home to quiz you on your spelling words. If you misspell a word, write it correctly THREE more times.

\_\_\_\_\_  
Adult Signature

## Let's Move!

### RIDE'EM COWBOY!

Write a spelling word on your paper. Then, circle your invisible lasso in the air for every letter in the word – throw your rope and call out the word. Repeat for all of your spelling words!

## Opposite Hand

Write your spelling words with your opposite hand – the one you usually don't write with.



## Silly Sentences

Use each of your spelling words to write a silly sentence about things that could happen at school. Don't forget a capital letter at the beginning of your sentence and punctuation at the end. Underline each spelling word.

Tim ran past me.

## Hidden Picture

Draw and color a large picture of yourself. Remember to add great details and lots of color! Then, hide your spelling words somewhere inside the picture.



## Optional Extra Practice

Name:

Date:

*Emily wrote a report describing her favorite season and wants you to help her edit her report. Read her paper and answer the questions that follow.*

### Spring

(1) Every year around March, you may notice the weather getting warmer and the sun staying out later in the day. (2) These are signs that spring has arrived! (3) Many changes happen at the start of spring.

(4) When spring begins, you may notice animals coming out of hiding. (5) Some animals hibernate, such as bears and bats. (6) Birds like ducks and geese migrate to warmer places during the winter, and they return home during the spring. (7) Many mammals like deer and mice don't hibernate or migrate. (8) They stay hidden away in their homes until the weather is warm enough to come out.

(9) During spring, plants that were dormant will start to grow again. (10) The grass turns green, trees get their leaves back, and flowers will bloom. (11) You'll notice many more insects buzzing around as the plants spring back to life, but this is actually a good thing! (12) They spread around the pollen that helps plants grow. (13) Farmers plant their crops, and many people start their gardens during the spring.

(14) Not only do plants and animals come out during the spring, but people get outside and enjoy it, too! (15) Men, woman, and children flock to parks and lakes to enjoy the warmer weather. (16) The whole world comes alive during the spring!

1. What change, if any, should be made in sentence 6?

- A. Change **geeses** to **geese**
- B. Change **ducks** to **duck**
- C. Change **birds** to **bird**
- D. No change should be made in sentence 6.

3. What change, if any, should be made in sentence 10?

- A. Change **grass** to **grasses**
- B. Change **trees** to **tree**
- C. Change **leaves** to **leafs**
- D. Make no change.

2. What change, if any, should be made in sentence 7?

- A. Change **mammals** to **mammal**
- B. Change **deer** to **deers**
- C. Change **mouses** to **mice**
- D. Sentence 7 is written correctly.

4. What change, if any, should be made in sentence 15?

- A. Change **men** to **mans**
- B. Change **woman** to **womans**
- C. Change **woman** to **women**
- D. No change should be made.