

name \_\_\_\_\_

# HOMEWORK LOG

Archimedean PreK Reading and Language Arts

September 22-26, 2025

## Monday

Let's Practice the letter Pp

Title of Book: \_\_\_\_\_

## Tuesday

No School-Teacher Planning Day

Title of Book: \_\_\_\_\_

## Wednesday

The Star of the Show!  
Pp

Title of Book: \_\_\_\_\_

## Thursday

Picture/Sound  
Tt and Pp

Title of Book: \_\_\_\_\_

## Reminders:

\*Letter of the Week: Pp

\*Sight Word of the Week: I

\*Weekly Theme: Apples

\*Parents, please fill out the title of the book you read each night with your child on this homework log under each day of the week.

\*Homework needs to be uploaded and turned in through the Archie portal.

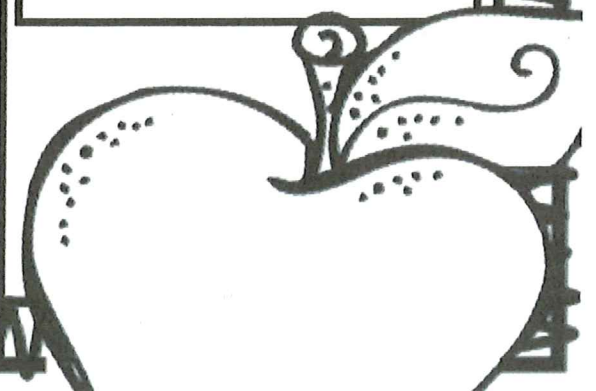
## Miscellaneous:

\*Letters already taught: Bb, Aa, Tt

\*Sight Words already taught: see

\*If you have any questions, please email me at:


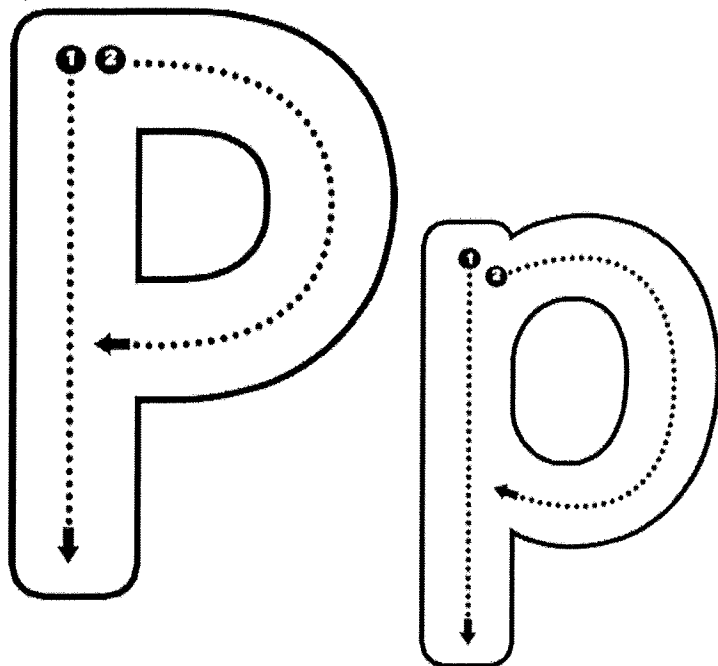
[rebecca.vazquez@archimedean.org](mailto:rebecca.vazquez@archimedean.org)



Name: \_\_\_\_\_

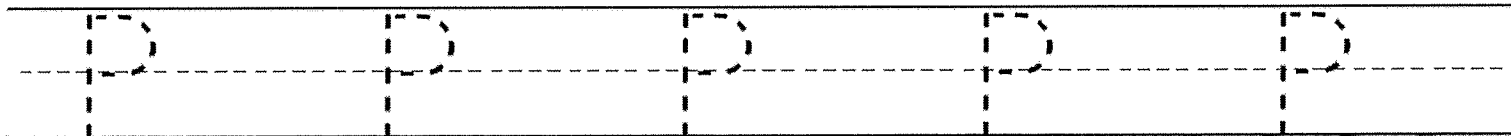
Monday

Trace: Let's practice the letter Pp.

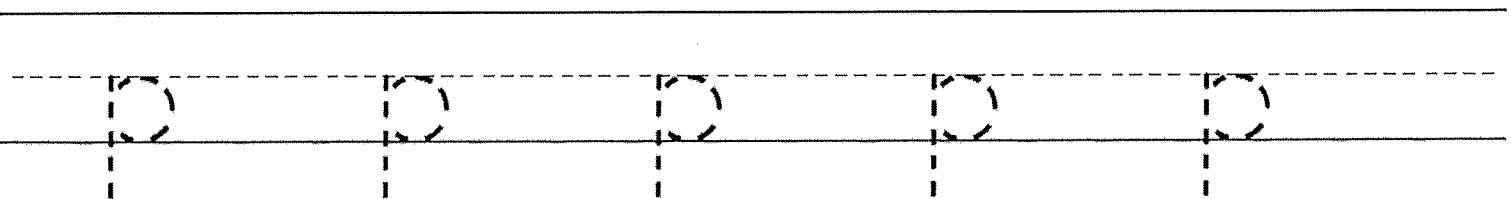


color  
**pineapple**


Trace:



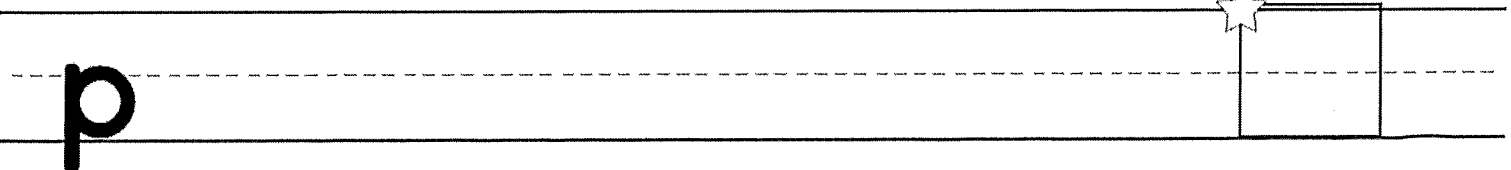
Trace:



Write:



Write:



Name: \_\_\_\_\_


# The Star of the Show!



Tracing practice for uppercase 'P' and lowercase 'p'. The first row contains four dashed uppercase 'P's on a set of three horizontal lines. The second row contains four dashed lowercase 'p's on a set of three horizontal lines.



Find the letter 'P' among other letters. The letters shown are: p, o, U, Z, p, j, P, n, P, B, P.



Coloring page for a pumpkin. Below the drawing of the pumpkin is a blank line for writing the word "pumpkin".

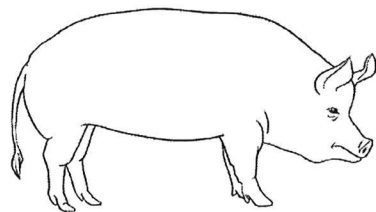


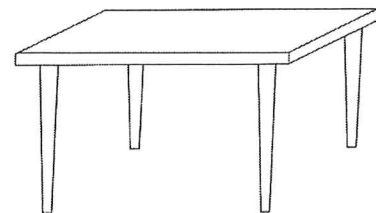
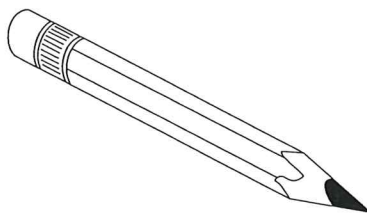


Handwriting practice lines. The first row shows a dashed uppercase 'P' with arrows and numbers '1' and '2' indicating stroke order: a vertical line down, then a curved line starting from the top, going right and then down. The second row shows a dashed lowercase 'p' with arrows and numbers '1' and '2' indicating stroke order: a vertical line down, then a circular stroke starting from the top, going right and then down.

Name: \_\_\_\_\_

# Picture/Sound

T t	P p



Name the pictures tiger, pencil, table, pizza, turtle, pig. Listen for the sound /t/. Cut and paste the pictures beginning with /t/ in the first box and the pictures beginning with the sound /p/ in the second box.