


Ms. Ramos

Week of 9/22 – 9/26

ELA Homework



Name:

Homework Directions:

- Read for 20 minutes and fill in your reading log every day.
- Practice writing the weekly Spelling Words we have already learned.
- Practice reading the weekly Sight Words we have already learned.
- Complete the attached worksheets and turn in this homework packet on Friday.

Reminders:

- Students should always have their Archimedean and Purple folders in their backpacks.
- Please check your Archimedean folder every night for papers to either leave at home or complete and return to school.

Assessments:

9/24: HMH Weekly Assessment Test

Important Dates:

September 23: No School – Teacher Planning Day

This week we will be reviewing concepts we have learned so far this school year.



Sections:

**1A, 1B and
1C**

Weekly Reading Log



*Please ✓ one


	Book Title	Author	Read to Self	Read to Parent	Parent's Initials
Monday 20 Minutes	I chose to read:				
Tuesday 20 Minutes	I chose to read:				
Wednesday 20 Minutes	I chose to read:				
Thursday 20 Minutes	I chose to read:				

My favorite book this week was _____

I liked this book because _____


Name: _____

Short
"A"

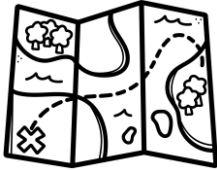


Word Scramble


Directions: Say the pictures name, unscramble the letters and write the word.

1. 


a m d

2. 


m p a

3. 


a b t

4. 

g a b

5. 

r b a

6. 

a n b

ABC Order

Directions: Rewrite the words above in alphabetical order.

1. _____

3. _____

5. _____

2. _____

4. _____

6. _____

a b c d e f g h i j k l m n o p q r s t u v w x y z

Nouns and sentences

Grade 1 Nouns Worksheet

Circle the noun(s) in each sentence.

Nouns are a person,
a place or a thing.

1. The broom is in the garage.
2. Apples are delicious.
3. There is sand on the beach.
4. My hamster is fuzzy.
5. The jet is very fast.

Write a sentence about a person and circle the nouns.

Write a sentence about a person and circle the nouns.


THE APPLE PIE TREE THE TREE



Directions: Cut out the story sequence pictures below for the book The Apple Pie Tree around the dotted lines.



Glue them into the boxes with the correct sentences on the next page.



THE APPLE PIE TREE THE TREE



The apple tree is bare in the winter.

In the spring leaves grow on the branches.

Tiny flowers appear on the branches.



The flower petals fall to the ground.

Green apples appear and start to grow bigger.

The apples turn red and are ready to be picked!

Author's Purpose

Read the description of a text and circle the author's purpose.




1. A story about two friends who are watching their neighbor's dog and the dog runs away, but they find him before their neighbor gets home.

Author's purpose:

to inform

to entertain

to persuade



2. An article about the life cycle and migration of monarch butterflies.

Author's purpose:

to inform

to entertain

to persuade



3. A biography about Derek Jeter, former shortstop for the New York Yankees.

Author's purpose:

to inform

to entertain

to persuade