

Kindergarten

Week: 9/15 - 9/19

Name: _____

Section: _____

Reminders

- Homework is turned in every Friday inside the blue folder.
- Read everyday for 15 minutes- Complete Reading log.
- Students need to know how to read the Sight Words.
- Students need to know how to write the spelling words on their own.
- All pages of the homework packet MUST have first and last name on all pages.
- Please print and have ready all the weekly worksheets. Attached please find all weekly worksheets.

Weekly Assessment(s):

- Reading Comprehension Test (Thursday)
- Spelling Test (Friday)
- Module 1 Sight Words Test (Friday)

TO DO LIST

Monday:

- Write the Spelling Words by choosing **one choice**, from the Spelling Choice Board.
- Read Mm story (can be used in reading log.)

Tuesday:

- Write the Spelling Words by choosing **one choice**, from the Spelling Choice Board.
- Count the Syllables Worksheet

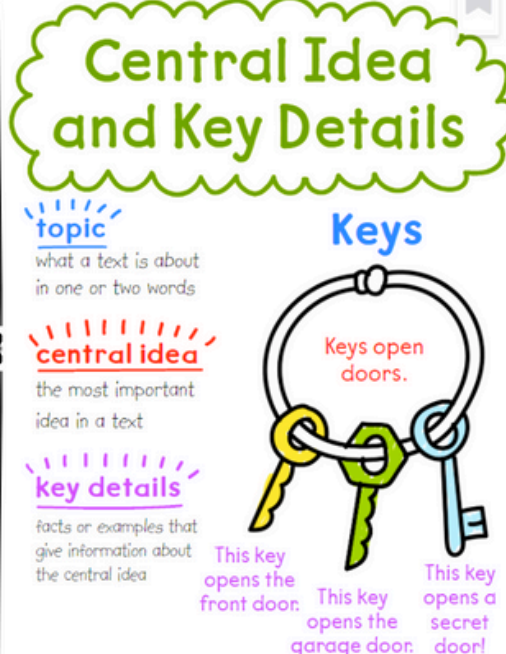
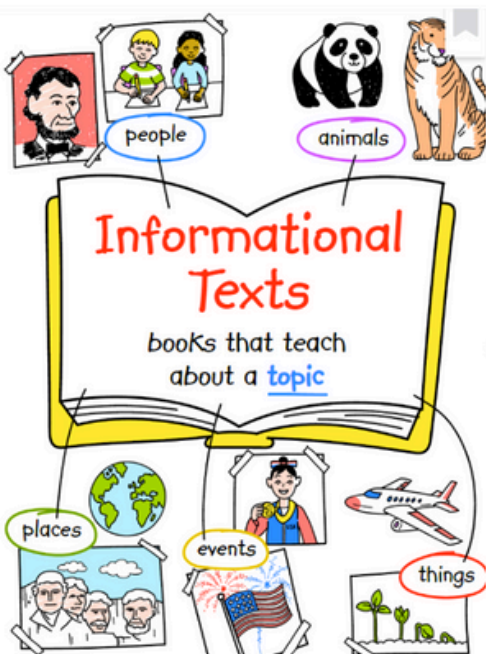
Wednesday:

- Write the Spelling Words by choosing **one choice**, from the Spelling Choice Board.
- Letter Mm & Ss Handwriting Worksheet
- Read Ss story (It can be used in reading log.)

Thursday:

- Write the **Spelling Words & Sight Words** by choosing **two choices**, from the Spelling Choice Board.
- Consonants Mm and Ss Worksheet
- Good Citizen Worksheet

Weekly Learning Discoveries:



Module 1 - week 4

essential question:

What will I discover in kindergarten?

weekly texts:

Reading comprehension skill:
Central Idea and Key Details



Genre: Informational Text
Lexile® Measure: 130L
Guided Reading Level: H



Genre: Fiction
Lexile® Measure: NP
Guided Reading Level: G

Reading comprehension strategy:
Word Meaning Clues

spelling words:
mad, sad, dad, pad, had

PHONICS:

Identify and write Letters Mm & Ss

sight words:
I, to, up

GRAMMAR:

Nouns & Verbs Review

vocabulary:
city, country, map

writing:
Opinion Writing

READING LOG

Your child's reading homework each night is to read a book together with you for at least 15-20 minutes. Talk to your child about the books as you read them together. Remember that the only way to become a better reader is to practice reading. Please fill out the following page each night and return it on Fridays with the rest of your child's homework

	Title of Book	Minutes
Monday		
Tuesday		
Wednesday		
Thursday		

Parent Signature: _____

Firma del Padre: _____

September

Spelling Choice Board

Handy Dandy

Write your words once with your normal hand & once with your opposite hand.

Sum Words

Write your words and then add them up:
Vowels=3
Consonants=1
school=10

Picture Perfect

Draw a fall picture and hide your words in it.



Word Finder

Write each word and then write 2 more words that can be made from those letters:
match- mat hat

Fancy Fonts

Use your fanciest handwriting to write your words with curly, **BLOCK**, crazy, or other fancy letters.

Dry Erase

Write your words with dry erase marker

Parent Initials: _____

Date: _____

Crazy Consonants

Write your words and circle all the consonants:

w h e r e

Snappy Apples



Draw some apples and write your words inside them.

Sandy Speller

Use a stick to write your words in the sand.

Parent Initials: _____

Date: _____

Boxed In

Write your words in boxes that show their size:


happy

Racing Writer

Use a timer to write each word as many times as you can in 30 seconds.

ABC Order

Write your words in ABC order.





This book belongs to

I see a  .
mitten

WORD
WORK



Speed Read

Read these words.



see a the I



Picture Hunt

Which pictures start with Mm?


Mm




I see a




mop




I see a  mouse



I see  marbles

Fold



I see the
mailbox .




Fold



I see the
mitten !








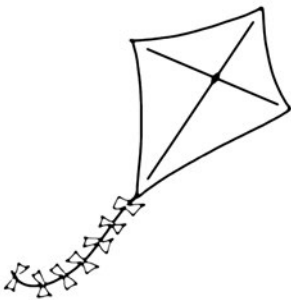

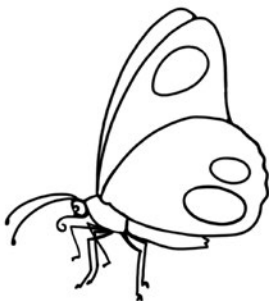
Name _____


Count the Syllables

You can clap to count syllables in words.

 Name each picture. Clap the syllables.

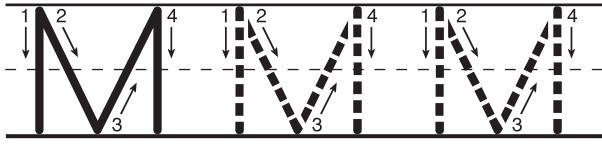
 Color a circle for each syllable.



Name _____

Letter Mm



Make sure
your
lowercase m
has two
curves!

 Trace and write the words.

Mom

man

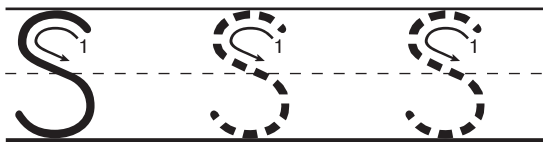
mud

mop

met

Name _____

Letter Ss



Take your
time on the
curves!

 Trace and write the words.


Sam

sun

sip

set


sob




Fold

This book belongs to

I see the  squirrel.



Fold



I see the **!**
snake




I see the
skunk



I see the
spider .



I see the
snail .



Name _____

Consonants m and s



Mitten

starts with the letter m.



Snail

starts with the letter s.




Name each picture.




Write the first letter of each word.

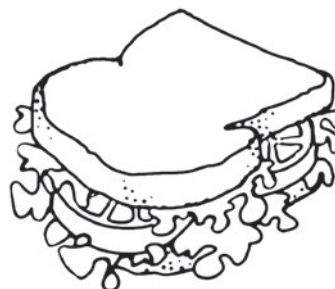












Name: _____

CITIZEN COLOR BY CODE

Directions: Color the being a good citizen actions **green** and the not being a good citizen actions **red**.

Folding clothes at home



Doing your classwork



Taking out the trash



Yelling at the movie theatre



Distracting your classmates



Returning a book to the library



Wearing your seatbelt in the car



Helping someone when they are hurt



Planting and watering flowers



Stopping at a stop sign



Saying no to your teacher



Keeping your desk area clean




Giving a classmate a compliment



Sweeping the floor



Driving through a red light



Not following your parent's rules

