

Kindergarten

Week: 9/8 - 9/12

Name: _____

Section: _____



Reminders

- Homework is turned in every Friday inside the blue folder.
- Read everyday for 15 minutes- Complete Reading log.
- Students need to know how to read the Sight Words.
- Students need to know how to write the spelling words on their own.
- All pages of the homework packet MUST have first and last name on all pages.
- Please print and have ready all the weekly worksheets. Attached please find all weekly worksheets.

Weekly Assessment(s):

- Reading Comprehension Test (Thursday)
- Spelling Test (Friday)
- Sight Word Test (Friday)

TO DO LIST

Monday:

- Write the Spelling Words by choosing **one choice**, from the Spelling Choice Board.
- Read Qq-Uu story (can be used in reading log.)

Tuesday:

- Write the Spelling Words by choosing **one choice**, from the Spelling Choice Board.
- Count the Syllables Worksheet

Wednesday:

- Write the Spelling Words by choosing **one choice**, from the Spelling Choice Board.
- I Can! - Verbs Worksheet
- Read Vv-Zz story (It can be used in reading log.)

Thursday:

- Write the Spelling Words by choosing **one choice**, from the Spelling Choice Board.
- Handwriting: q-z Worksheet

Weekly Learning Discoveries:

Poems

- can break the rules
- Poems do not always use complete sentences.
- use words to tell how things look, feel, sound, smell, or taste
- can be about anything
- can have rhythm
- Rhythm is the beat of the poem, like in music!
- can rhyme
- Words that rhyme have the same end sound.

cat rat hat

Characters
the people, animals, or creatures in a story

Setting
where and when a story takes place

Verbs

A verb is an action word.

I walk
She reads
It jumps

Module 1 - week 3


essential question:

What will I discover in kindergarten?

weekly texts:



Genre: Poetry



Genre: Fiction

Reading comprehension skill:
Characters and Setting

Reading comprehension strategy:
Word Meaning Clues

spelling words:
van, can, man, fan

PHONICS:

Identify and write Letters Qq-Zz

sight words:
my, an, ran, for

GRAMMAR:
Verbs

vocabulary:
clue, mistake, puzzled

writing:
Opinion Writing

READING LOG

Your child's reading homework each night is to read a book together with you for at least 15-20 minutes. Talk to your child about the books as you read them together. Remember that the only way to become a better reader is to practice reading. Please fill out the following page each night and return it on Fridays with the rest of your child's homework

	Title of Book	Minutes
Monday		
Tuesday		
Wednesday		
Thursday		

Parent Signature: _____

Firma del Padre: _____

September

Spelling Choice Board

Handy Dandy

Write your words once with your normal hand & once with your opposite hand.

Sum Words

Write your words and then add them up:
Vowels=3
Consonants=1
school=10

Picture Perfect

Draw a fall picture and hide your words in it.



Word Finder

Write each word and then write 2 more words that can be made from those letters:
match- mat hat

Fancy Fonts

Use your fanciest handwriting to write your words with curly, **BLOCK**, crazy, or other fancy letters.

Dry Erase

Write your words with dry erase marker

Parent Initials: _____

Date: _____

Crazy Consonants

Write your words and circle all the consonants:

w h e r e

Snappy Apples



Draw some apples and write your words inside them.

Sandy Speller

Use a stick to write your words in the sand.

Parent Initials: _____

Date: _____

Boxed In

Write your words in boxes that show their size:


happy


Racing Writer

Use a timer to write each word as many times as you can in 30 seconds.

ABC Order

Write your words in ABC order.





This book belongs to

LETTER WORK

Letter Hunt

Which letters match? Count them!

Q R Q R
S Q Q

u s t u
u u u q

R R T R
U Q R


+ + t r
+ t s +

S S U S
S T S

q q r q
s q q

T T U T
R Q T

r + s r
r r +



See the
rock

Fold




Fold

Uu




See the !
umbrella



Rr



See the
rain




Ss

See the



slide

4




Tt

See the



teacher

5







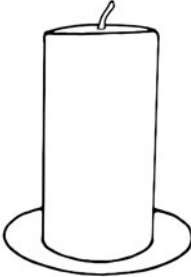

Name _____


Count the Syllables

You can clap to count syllables in words.

 Name each picture. Clap the syllables.

 Color a circle for each syllable.

 Four empty circles for syllable counting.	 Four empty circles for syllable counting.
 Four empty circles for syllable counting.	 Four empty circles for syllable counting.
 Four empty circles for syllable counting.	 Four empty circles for syllable counting.



Name _____

I Can!



A **verb** is an action word. **Verbs** tell what a person does.


 Trace the action words.

 Draw the action words.

I jump.

He reads.





© Brian Summers/First Light/Getty Images

This book belongs to

See a  van.

Vv

LETTER
WORK

W Letter Hunt

Which letters match? Count them!

V V Z V
X V V

X W Z
W y W

W W X W
Z Y W

V V X V
V Z Z W

Y Y X Y
Y Y Z

X X Z W
X y X

Z W Z Z
Z Y

Z Z W Z
y z y



Ww

See a



wagon

© Carrie Garcia/Houghton Mifflin Harcourt

Fold



Ww



See a

© Carrie Garcia/Houghton Mifflin Harcourt

3




Zz



See a

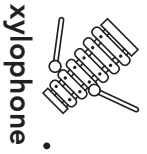
© Carrie Garcia/Houghton Mifflin Harcourt

6



Xx

See a



xylophone .

© Stephen Brand/EyeEm/Getty Images

Fold




Yy

See a



yo-yo .

© Carrie Garcia/Houghton Mifflin Harcourt













Name _____

Handwriting: q-z

Form each letter neatly so others can read your writing.

 Write the missing letter for each picture.

 _____ _____ _____ quilt	 _____ _____ _____ abbit
 _____ _____ _____ un	 _____ _____ _____ iger
 _____ _____ _____ mbrella	 _____ _____ _____ an
 _____ _____ _____ atch	 _____ _____ fo _____
 _____ _____ _____ o-yo	 _____ _____ _____ ebra