



School to Home Letter

Dear Students and Parents,

Welcome back to school!

Students, this week in Mathematics, we will be learning how to count, write and represent numbers 1 through 4.

Parents, please download, print and staple this packet. Students should do one page of this packet each evening. It should take them 4 days to complete the packet. They should use the boxes below to check off each day they do the homework. When the packet is complete, they should put it in their **green** folder and take it to school on Monday August 25, 2025. They will have a test on Friday.

You are welcome to contact: Kadisha.mills@archimedean.org.

Warmly,

Kadisha Mills, Ph.D.

Name: _____ Class: _____



Monday	Tuesday	Wednesday	Thursday
--------	---------	-----------	----------

Name _____

LESSON 1.1
Practice and Homework

Model and Count 1 and 2

Go Online

Interactive Examples

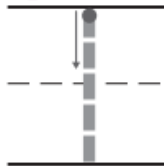
1



two

--	--	--	--	--

2



one

--	--	--	--	--

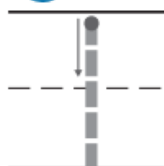
3



two

--	--	--	--	--

4



one

--	--	--	--	--

© Houghton Mifflin Harcourt Publishing Company

DIRECTIONS 1–4. Say the number. Trace the number. Count out that many counters in the five frame. Draw the counters.

Name _____

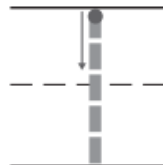
LESSON 1.2
Practice and Homework

Count and Represent 1 and 2

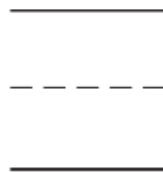
Go Online

Interactive Examples

1



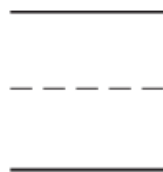
2



3



4



© Houghton Mifflin Harcourt Publishing Company

DIRECTIONS 1–4. Count and tell how many. Write the number.

Name _____

LESSON 1.3
Practice and Homework

Model and Count 3 and 4

Go Online

Interactive Examples

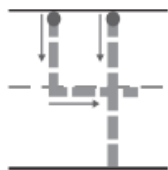
1



three

--	--	--	--	--

2



four

--	--	--	--	--

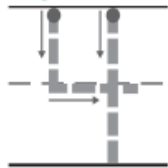
3



three

--	--	--	--	--

4



four

--	--	--	--	--

© Houghton Mifflin Harcourt Publishing Company

DIRECTIONS 1–4. Say the number as you trace it. Count out that many counters in the five frame. Draw the counters.

Name _____

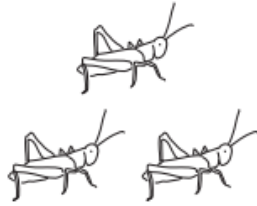
LESSON 1.4
Practice and Homework

Count and Represent 3 and 4

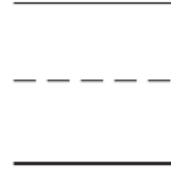
Go Online

Interactive Examples


1



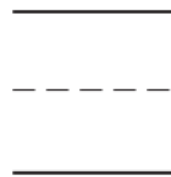
2



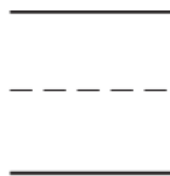
3



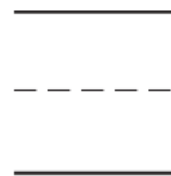
4



5



6



© Houghton Mifflin Harcourt Publishing Company

DIRECTIONS 1–6. Count and tell how many. Write the number.