

# READING HOMEWORK & NEWSLETTER

1A

1B

1C

May 26-30, 2025

Name: \_\_\_\_\_

## Homework:

- **Practice reading and writing the spelling words and sight words.**
- Complete the attached worksheets and turn in on **Friday**.
- **Complete 45 minutes of iReady.**

THIS IS OUR LAST HOMEWORK PACKET! 🥳

## Assessments:

iReady Diagnostic-Wednesday 5/28

Selection Quiz-  
Thursday- May 29th  
Little Red Riding Hood

Spelling & Sight Word Test-  
May 29<sup>th</sup>

## Important Dates:

Memorial Day  
No School  
May 26<sup>th</sup>

Class Party  
May 30<sup>th</sup>

Teacher Appreciation  
Week May 27- 30<sup>th</sup>

# HMH Module 8:

## Tell Me A Story

### Week 1

Essential Question: What lessons can we learn from stories?


#### Reading Skills

##### Text Features

Authors choose **text** and **graphics** features to help **explain ideas** or to help readers **locate information**.

**Bold text** is darker than the rest of the text around it. It tells the reader that those words are **important**.

**Diagrams** are pictures with labels.

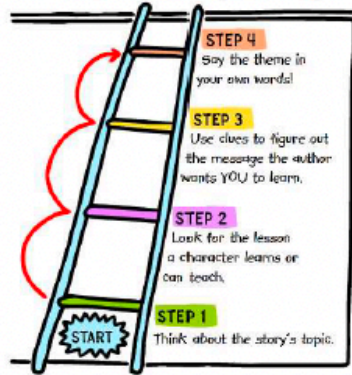


Text can be in different **colors**. The colors can **mean something** or just be for **fun!**


Text can be in different sizes. **Bigger text** is usually more important than smaller text.

##### THEME

The **topic** is what a story is mostly about. The **theme** is the **moral** or **lesson** the author wants readers to take away from the story.



#### Weekly HMH Story:



##### Create Mental Images

When you create mental images, you make pictures in your mind to help you remember what you read.



##### Characters

###### Who?

Characters are the **people, animals, or things** a story is about. Look for clues in the words and pictures to get to know them!



###### What?

Describe what characters **look like** and what they **think, feel, say, and do**.

###### Why?

Tell **why** they do what they do.

##### Spelling Words:

Phonics - Long a Vowel Teams & contractions

- |                 |                  |
|-----------------|------------------|
| 1. <u>pay</u>   | 8. <u>grain</u>  |
| 2. <u>may</u>   | 9. <u>sail</u>   |
| 3. <u>way</u>   | 10. <u>mail</u>  |
| 4. <u>day</u>   | 11. <u>rain</u>  |
| 5. <u>stay</u>  | 12. <u>pain</u>  |
| 6. <u>I'm</u>   | 13. <u>we'll</u> |
| 7. <u>can't</u> | 14. <u>it's</u>  |

##### Vocabulary:

Big Idea Words: literature, amuse, entertain

Vocabulary Skill: Words about Actions and Directions; Classify and Categorize

Story Vocabulary: interrupt, follow, involved, supposed, relaxing, warn

##### Sight Words:

Practice reading these words each night.

- |                    |                  |
|--------------------|------------------|
| 1. <u>along</u>    | 5. <u>mother</u> |
| 2. <u>answer</u>   | 6. <u>talk</u>   |
| 3. <u>children</u> | 7. <u>upon</u>   |
| 4. <u>going</u>    | 8. <u>woman</u>  |

##### Fluency

Reading Rate

##### Writing

Narrative

##### Grammar



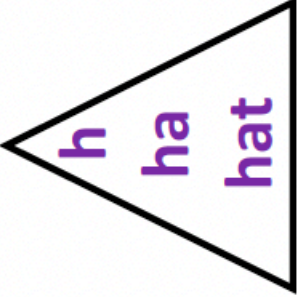
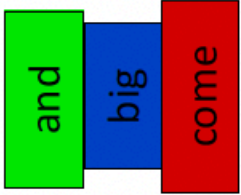






Contractions

##### Social Studies

Long Ago and Today



# Spelling Choice Board

<p><u><b>Draw a Picture</b></u> Draw a picture to go with each of your words.</p> 	<p><u><b>Small, Medium, Large</b></u>  that that that</p>	<p><u><b>Magic Words</b></u> Write your words using a white crayon. Color over it with marker.</p> 	<p><u><b>Pyramid Words</b></u></p> 	<p><u><b>ABC Order</b></u> Write your words in alphabetical order.</p> 
<p><u><b>Silly Story</b></u> Write a silly story using all of your words.</p> 	<p><u><b>Rainbow Write</b></u> Use at least 3 colors to write each word.</p> 	<p><u><b>Rhyme Time</b></u> Write a rhyming word for each of your words. <u><b>Your word:</b></u> can <u><b>Rhyming word:</b></u> fan</p>	<p><u><b>Hidden Picture</b></u> Hide your words in a picture.</p> 	<p><u><b>Fancy Words</b></u> Write your words in a fancy style.</p> <p>you what have</p>
<p><u><b>Pattern Write</b></u> Write your word in a pattern with 2 colors.</p> 	<p><u><b>Forwards and Backwards</b></u> Write your words forwards and backwards.</p> <p>what → tahw</p>	<p><u><b>Opposite Hand</b></u> Write your words with your opposite hand.</p> 	<p><u><b>Type it Up</b></u> Use your computer to type your words in any font.</p> <p>Came from where</p>	<p><u><b>Dot Words</b></u> Write your words and then dot over them.</p> 

# Weekly Reading Log



\*Please ✓ one

	Book Title	Author	Read to Self	Read to Parent	Parent's Initials
<b>Tuesday</b> 20 Minutes	<b>HMH Story:</b> Little Red Riding Hood <small>* Assigned in the HMH app on the iPad</small>	Lisa Campbell Ernst			
<b>Wednesday</b> 20 Minutes	<b>HMH story:</b> Little Red Riding Hood <small>* Assigned in the HMH app on the iPad</small>	Lisa Campbell Ernst			
<b>Thursday</b> 20 Minutes	<b>HMH Story:</b> Little Red Riding Hood <small>* Assigned in the HMH app on the iPad</small>	Lisa Campbell Ernst			

What is the Theme of *Little Red Riding Hood* ? How do you know? \_\_\_\_\_

---



---



---



---



---



Name: \_\_\_\_\_

Date: \_\_\_\_\_

# I Spy: Long /a/ Sounds



Read the words. Look for the matching picture. When you find it, circle or color the picture, then write the word.

**sail** \_\_\_\_\_**brain** \_\_\_\_\_**daisy** \_\_\_\_\_**ray** \_\_\_\_\_**spray** \_\_\_\_\_**play** \_\_\_\_\_**cake** \_\_\_\_\_**maze** \_\_\_\_\_**flame** \_\_\_\_\_**table** \_\_\_\_\_**acorn** \_\_\_\_\_**baby** \_\_\_\_\_

Can you find more long /a/ words in the picture? Write them here:

---

---

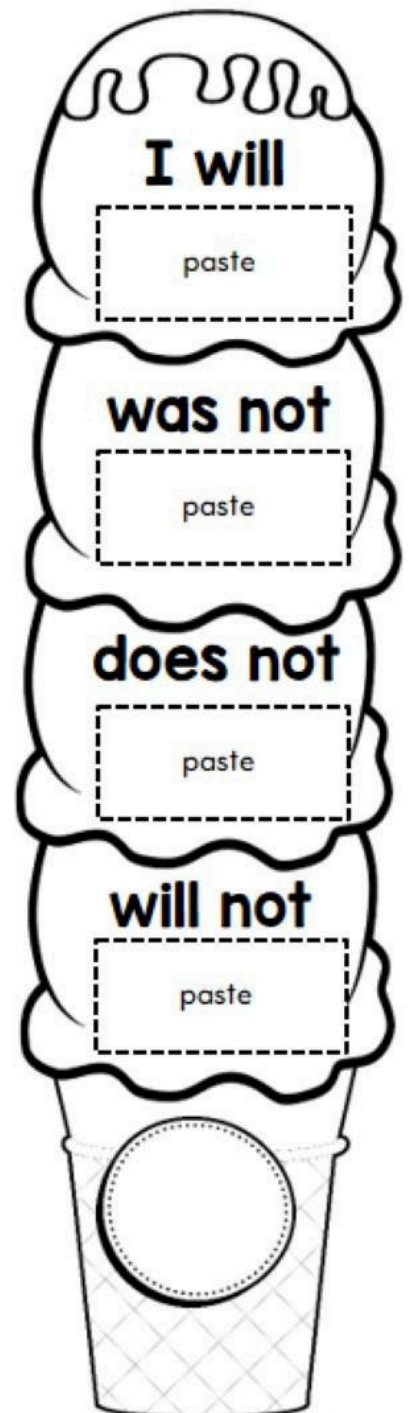


---

---



<b>you're</b>	<b>won't</b>	<b>I'm</b>	<b>doesn't</b>
<b>we're</b>	<b>wasn't</b>	<b>can't</b>	<b>it's</b>
<b>I'll</b>	<b>don't</b>	<b>I'd</b>	<b>isn't</b>

## CONTRACTIONS MATCH


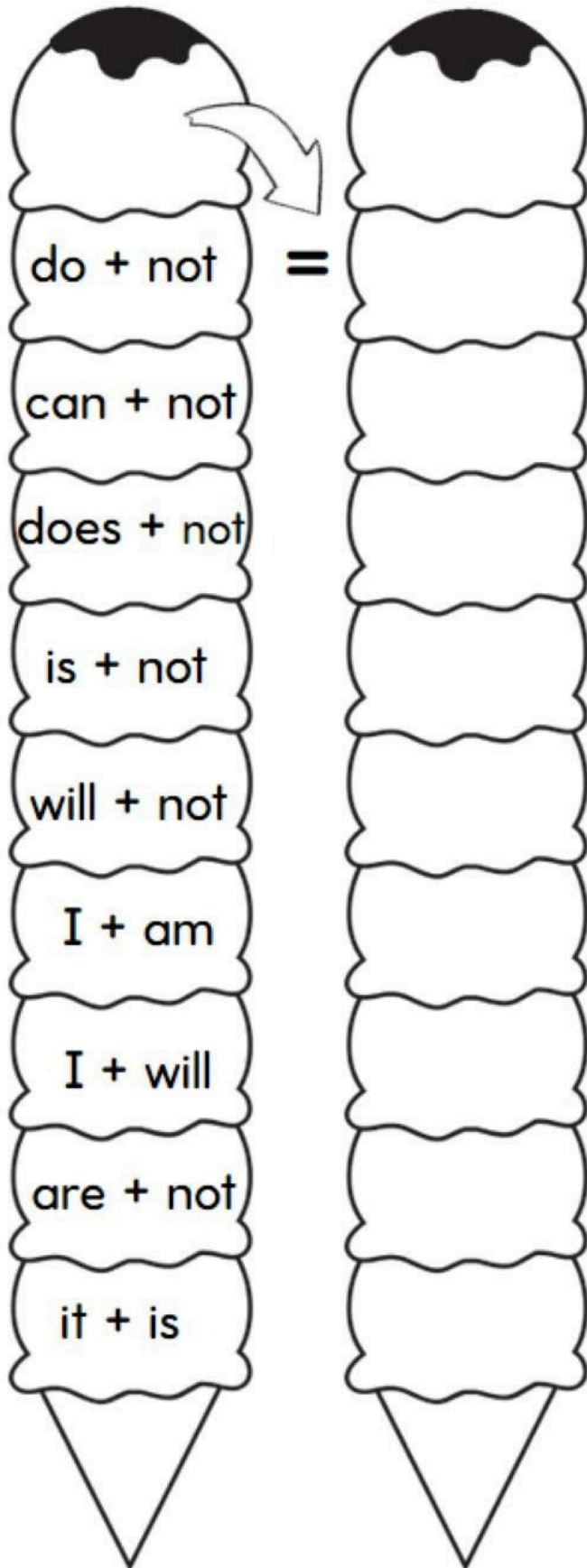




# CONTRACTIONS

Name: \_\_\_\_\_

Write the correct contraction:



it's

don't

he's

can't

isn't

doesn't

they're

I'll

aren't

won't

I'm

she's



R  
E  
V  
I  
E  
W

