

READING HOMEWORK & NEWSLETTER

1D

1E

May 26-30, 2025

Name: _____

Homework:

- **Practice reading and writing the spelling words and sight words.**
- Complete the attached worksheets and turn in on **Friday.**
- **Complete 45 minutes of iReady.**

THIS IS OUR LAST HOMEWORK PACKET! 🥳

Assessments:

iReady Diagnostic-Wednesday 5/28

Selection Quiz-
Thursday- May 29th
Little Red Riding Hood

Spelling & Sight Word Test-
May 29th

Important Dates:

Memorial Day
No School
May 26th

Class Party
May 30th

Teacher Appreciation
Week May 27- 30th

HMH Module 8:

Tell Me A Story

Week 1

Essential Question: What lessons can we learn from stories?


Reading Skills

Text Features

Authors choose **text** and **graphics** features to help **explain ideas** or to help readers **locate information**.

Bold text is darker than the rest of the text around it. It tells the reader that those words are **important**.

Diagrams are pictures with labels.

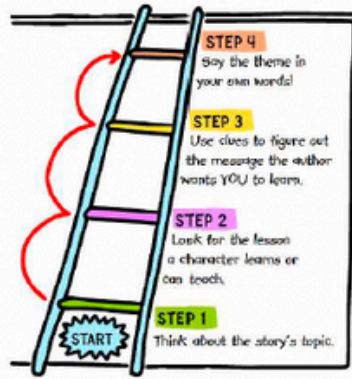


Text can be in different **colors**. The colors can **mean something** or just be for **fun!**

Text can be in different sizes. **Bigger text** is usually more important than smaller text.

THEME

The **topic** is what a story is mostly about. The **theme** is the **moral** or **lesson** the author wants readers to take away from the story.



Weekly HMH Story:



Spelling Words:

Phonics - Long a Vowel Teams & contractions

- | | |
|-----------------|------------------|
| 1. <u>pay</u> | 8. <u>grain</u> |
| 2. <u>may</u> | 9. <u>sail</u> |
| 3. <u>way</u> | 10. <u>mail</u> |
| 4. <u>day</u> | 11. <u>rain</u> |
| 5. <u>stay</u> | 12. <u>pain</u> |
| 6. <u>I'm</u> | 13. <u>we'll</u> |
| 7. <u>can't</u> | 14. <u>it's</u> |

Sight Words:

Practice reading these words each night.

- | | |
|--------------------|------------------|
| 1. <u>along</u> | 5. <u>mother</u> |
| 2. <u>answer</u> | 6. <u>talk</u> |
| 3. <u>children</u> | 7. <u>upon</u> |
| 4. <u>going</u> | 8. <u>woman</u> |

Vocabulary:

Big Idea Words: literature, amuse, entertain

Vocabulary Skill: Words about Actions and Directions; Classify and Categorize

Story Vocabulary: interrupt, follow, involved, supposed, relaxing, warn

Fluency

Reading Rate

Writing

Narrative



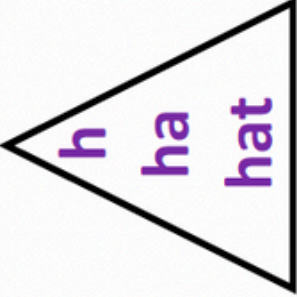
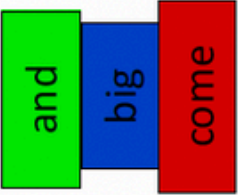






Grammar

Contractions

Social Studies

Long Ago and Today

Spelling Choice Board

<p><u>Draw a Picture</u> Draw a picture to go with each of your words.</p> 	<p><u>Small, Medium, Large</u> that that that</p>	<p><u>Magic Words</u> Write your words using a white crayon. Color over it with marker.</p> 	<p><u>Pyramid Words</u></p> 	<p><u>ABC Order</u> Write your words in alphabetical order.</p> 
<p><u>Silly Story</u> Write a silly story using all of your words.</p> 	<p><u>Rainbow Write</u> Use at least 3 colors to write each word.</p> 	<p><u>Rhyme Time</u> Write a rhyming word for each of your words. <u>Your word:</u> can <u>Rhyming word:</u> fan</p>	<p><u>Hidden Picture</u> Hide your words in a picture.</p> 	<p><u>Fancy Words</u> Write your words in a fancy style.</p> <p>you what have</p>
<p><u>Pattern Write</u> Write your word in a pattern with 2 colors.</p> 	<p><u>Forwards and Backwards</u> Write your words forwards and backwards.</p> <p>what → tahw</p>	<p><u>Opposite Hand</u> Write your words with your opposite hand.</p> 	<p><u>Type it Up</u> Use your computer to type your words in any font.</p> <p>Came from where</p>	<p><u>Dot Words</u> Write your words and then dot over them.</p> 

Weekly Reading Log



*Please ✓ one

	Book Title	Author	Read to Self	Read to Parent	Parent's Initials
Tuesday 20 Minutes	HMH Story: Little Red Riding Hood <small>* Assigned in the HMH app on the iPad</small>	Lisa Campbell Ernst			
Wednesday 20 Minutes	HMH story: Little Red Riding Hood <small>*Assigned in the HMH app on the iPad</small>	Lisa Campbell Ernst			
Thursday 20 Minutes	HMH story: Little Red Riding Hood <small>*Assigned in the HMH app on the iPad</small>	Lisa Campbell Ernst			

What is the Theme of *Little Red Riding Hood* ? How do you know? _____

Name: _____

Date: _____

I Spy: Long /a/ Sounds



Read the words. Look for the matching picture. When you find it, circle or color the picture, then write the word.

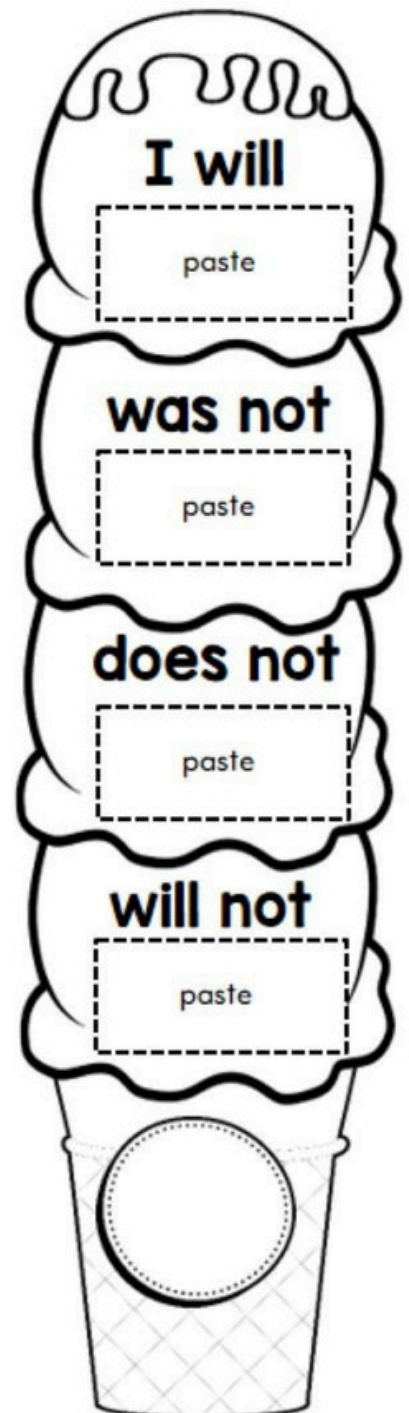

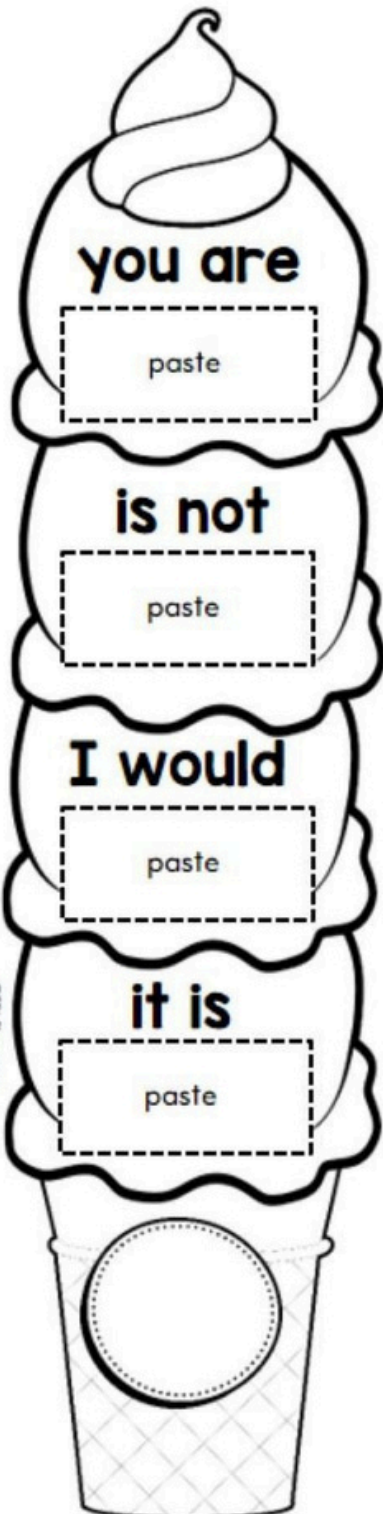
sail _____**brain** _____**daisy** _____**ray** _____**spray** _____**play** _____**cake** _____**maze** _____**flame** _____**table** _____**acorn** _____**baby** _____

Can you find more long /a/ words in the picture? Write them here:



you're	won't	I'm	doesn't
we're	wasn't	can't	it's
I'll	don't	I'd	isn't

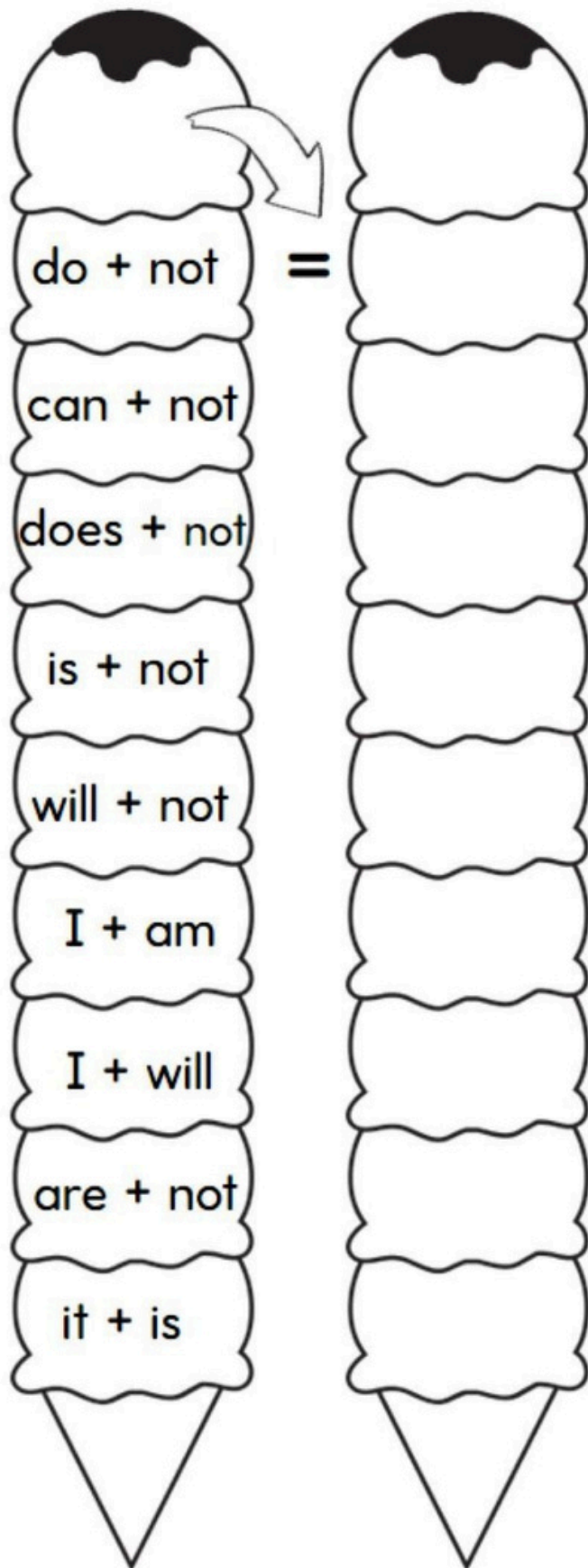
CONTRACTIONS MATCH



CONTRACTIONS

Name: _____

Write the correct contraction:



it's

don't

he's

can't

isn't

doesn't

they're

I'll

aren't

won't

I'm

she's



R
E
V
I
E
W

