

READING HOMEWORK & NEWSLETTER

1D

1E

May 19-23, 2025

Name: _____

Homework:

- **Practice reading and writing the spelling words and sight words.**
- Complete the attached worksheets and turn in on **Friday**.
- **Complete 45 minutes of iReady.**

Assessments:

Selection Quiz-
Thursday- May 22nd
Interrupting Chicken

Spelling Test- May 29th

Important Dates:

Memorial Day
No School
May 26th

Teacher Appreciation
Week May 27- 30th

Class Party May 30th

HMH Module 8:

Tell Me A Story

Week 1

Essential Question: What lessons can we learn from stories?


Reading Skills

Text Features

Authors choose **text** and **graphics** features to help **explain ideas** or to help readers **locate information**.

Bold text is darker than the rest of the text around it. It tells the reader that those words are **important**.

Diagrams are pictures with labels.

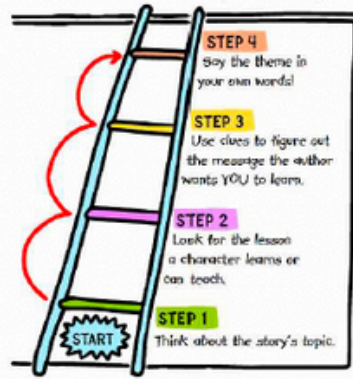


Text can be in different **colors**. The colors can **mean something** or just be for **fun!**

Text can be in different sizes. **Bigger text** is usually more important than smaller text.

THEME

The **topic** is what a story is mostly about. The **theme** is the **moral** or **lesson** the author wants readers to take away from the story.



Weekly HMH Story:



Spelling Words:

Phonics - Long a Vowel Teams & contractions

- | | |
|-----------------|------------------|
| 1. <u>pay</u> | 8. <u>grain</u> |
| 2. <u>may</u> | 9. <u>sail</u> |
| 3. <u>way</u> | 10. <u>mail</u> |
| 4. <u>day</u> | 11. <u>rain</u> |
| 5. <u>stay</u> | 12. <u>pain</u> |
| 6. <u>I'm</u> | 13. <u>we'll</u> |
| 7. <u>can't</u> | 14. <u>it's</u> |

Sight Words:

Practice reading these words each night.

- | | |
|--------------------|------------------|
| 1. <u>along</u> | 5. <u>mother</u> |
| 2. <u>answer</u> | 6. <u>talk</u> |
| 3. <u>children</u> | 7. <u>upon</u> |
| 4. <u>going</u> | 8. <u>woman</u> |

Vocabulary:

Big Idea Words: literature, amuse, entertain

Vocabulary Skill: Words about Actions and Directions; Classify and Categorize

Story Vocabulary: interrupt, follow, involved, supposed, relaxing, warn

Fluency

Reading Rate

Writing

Narrative



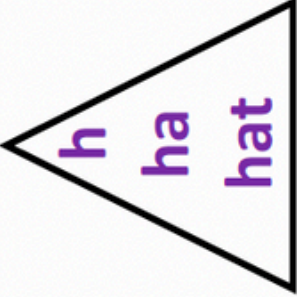
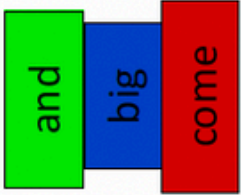






Grammar

Contractions

Social Studies

Long Ago and Today

Spelling Choice Board

<p><u>Draw a Picture</u> Draw a picture to go with each of your words.</p> 	<p><u>Small, Medium, Large</u> that that that</p>	<p><u>Magic Words</u> Write your words using a white crayon. Color over it with marker.</p> 	<p><u>Pyramid Words</u></p> 	<p><u>ABC Order</u> Write your words in alphabetical order.</p> 
<p><u>Silly Story</u> Write a silly story using all of your words.</p> 	<p><u>Rainbow Write</u> Use at least 3 colors to write each word.</p> 	<p><u>Rhyme Time</u> Write a rhyming word for each of your words. Your word: can Rhyming word: fan</p>	<p><u>Hidden Picture</u> Hide your words in a picture.</p> 	<p><u>Fancy Words</u> Write your words in a fancy style.</p> <p>you what have</p>
<p><u>Pattern Write</u> Write your word in a pattern with 2 colors.</p> 	<p><u>Forwards and Backwards</u> Write your words forwards and backwards.</p> <p>what → tahw</p>	<p><u>Opposite Hand</u> Write your words with your opposite hand.</p> 	<p><u>Type it Up</u> Use your computer to type your words in any font.</p> <p>Came from where</p>	<p><u>Dot Words</u> Write your words and then dot over them.</p> 

Weekly Reading Log



*Please ✓ one


	Book Title	Author	Read to Self	Read to Parent	Parent's Initials
Tuesday 20 Minutes	HMH Story: Interrupting Chicken <small>* Assigned in the HMH app on the iPad</small>	Ezra Stein			
Wednesday 20 Minutes	HMH Story: Interrupting Chicken <small>* Assigned in the HMH app on the iPad</small>	Ezra Stein			
Thursday 20 Minutes	HMH Story: Interrupting Chicken <small>* Assigned in the HMH app on the iPad</small>	Ezra Stein			

What is the Theme of Interrupting Chicken? How do you know? _____

Name _____

Hidden Words

Use a magnifying glass to find the hidden words. Write the words you find in the boxes below. Color the picture when you re finished.



AI

AY



CONTRACTIONS

Cut, match and paste the contractions!



Name _____

will

not

is

not

do

not

I

am

she

is

he

will

did

not

we

have

#1

don't

isn't

she's

won't

I'm

he'll

we've

didn't