

2B/2D/2X

WEEK OF 5/19-5/23

Name: _____



Due **Friday 5/23**

DAILY HOMEWORK

MONDAY	TUESDAY	WEDNESDAY	THURSDAY
Freckle <i>From Your Teacher</i> 60% minimum for credit	Freckle <i>From Your Teacher</i> 60% minimum for credit	Freckle <i>From Your Teacher</i> 60% minimum for credit	Freckle <i>From Your Teacher</i> 60% minimum for credit
Study Spelling Words (1 activity)	Study Spelling Words (1 activity)	Study Spelling Words (1 activity)	Study Spelling Words (1 activity)
Parent Initials	Parent Initials	Parent Initials	Parent Initials

WEEKLY OBJECTIVES

- Story Structure, Text Features, Graphic Features, Make Connections (reading)
- Suffixes -ion, -sion, -tion (vocabulary)
- Long e (y) (spelling)
- Spelling High Frequency Words (grammar)
- Thank you note (writing)

SPELLING

1. pretty
2. baby
3. very
4. puppy
5. funny
6. carry
7. lucky
8. only
9. sunny
10. penny
11. plenty
12. twenty
13. standing
14. hoping
15. spilled
16. using
17. beauty
18. eighty

REMINDERS

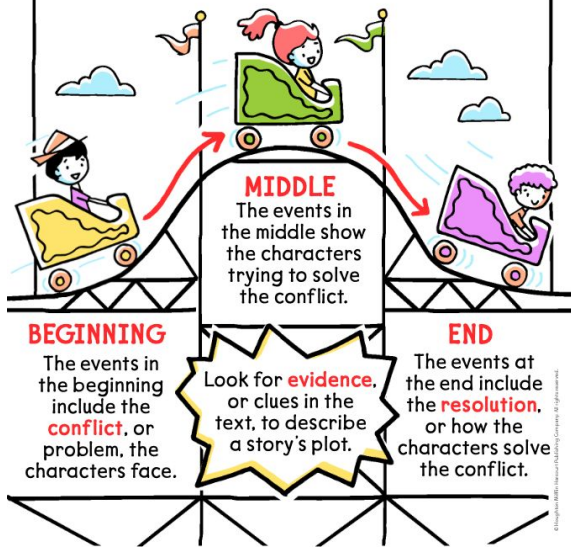
- Spelling Quiz **Friday 5/23**
- Reading Test **Friday 5/23**
- Grammar Test **Friday 5/23**
- Please **UPDATE IPADS**
- Please ensure ipads are fully charged

VOCABULARY

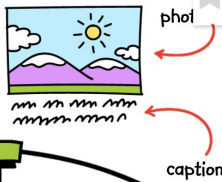
stacked- things placed on top of each other.
flitting- moving quickly from place to place.
breathless- have a hard time catching your breath
mound- a hill or pile
shuffled- walk slowly and drag your feet
leave- time away from work
clamber- climb quickly using hands and feet
adventures- exciting experiences

Story Structure

Stories often have a similar structure. Authors organize the **plot** in a way that will entertain readers.



Captions are words or sentences about a picture.



TEXT FEATURES

Authors choose text and graphic features to help explain ideas or to help readers locate information.



Headings tell what part of a text is about. They can help you find information.


Graphics are pictures, symbols, or other visuals. Some graphics give more information about a topic.



Graphic Features

Graphic features give information or support the words in a text.

Labels name what is in a photo or part of a photo.



Graphics are pictures, symbols, or other visuals.



TIME FOR REVIEW!

Generative Vocabulary 10.8

Suffixes -ion, -tion, -sion

You can add a **suffix** to the end of a **base word** to change its meaning. The suffixes **-ion**, **-tion**, and **-sion** mean "an act of," "a condition of," or "the result of."



put up a **decoration**



make an **introduction**



reach a **conclusion**

Examples

- 1 impress
impress + ion = **impression**
- 2 intend
intend + tion = **intention**
- 3 decide
decide + sion = **decision**
- 4 collect
collect + ion = **collection**

Grade 2 | Vocabulary

Module 10 • Week 3

Review Spelling

Remember spelling patterns such as vowel teams. Some words don't have spelling patterns, so you have to learn how to spell them.

Words with Vowel Teams

main, stay, dream, green, coat,
mow, boot, stew, foot, group

High-Frequency Words

both, many, pull, sing,
these, those, why, you

Remember that sometimes you will double a word's final consonant before adding **-ed** or **-ing**. Remember to drop the **e** at the end of a word to add **-ed** or **-ing**.

Morgan **batted** the ball to her **adoring** brother. He was **helpful** to return it **politely**.

Choose the correct spelling of each word.

- 1 James (calld, called) his (cheerly, cheerful) friend Amie.
- 2 Frank wanted to (by, buy) a new basketball.
- 3 Arla (quickly, quickful) ran around the park.
- 4 They (hiked, hikh) the long trail through the forest.
- 5 She likes to be (helpless, helpful) when her father makes dinner.
- 6 We shared a (scoop, scoop) of ice cream while (enjoying, enjoin) the game.

Be sure to
attach your work
and bring back
to class at the
end of the week!

May

Spelling Menu

Name: _____

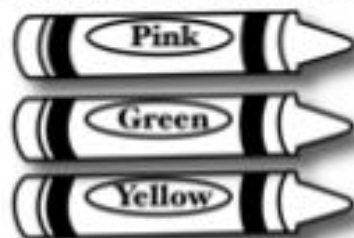
Picture This!

Draw a large picture of a flower. In the empty spaces, write your spelling words as many times as you can. Then, color your picture.



Rainbow Words

Write each spelling word with a pencil. Then, use the colors below to trace the whole word.



Dear Mom

Write a letter to your mom using your spelling words. Be sure to use spaces in between your words AND underline your spelling words.



Telephone

1	2 ABC	3 DEF
4 GHI	5 JKL	6 MNO
7 PQRS	8 TUV	9 WXYZ
*	0	#

Use the numbers on the telephone keypad to add the letters in each of your spelling words.

Practice Test

Ask an adult at home to quiz you on your spelling words. If you misspell a word, write it correctly THREE more times.

Adult Signature

Let's Move!

SWIMMING POOL!

Write a spelling word on your paper. Then, swim with your arms for every letter in the word – plug your nose and "sink" to say the word. Repeat for all of your spelling words!

ABC Order

Write your spelling words in ABC order. Use the letter chart below to help you.

A B C D E F G H I
J K L M N O P Q R
S T U V W X Y Z

Eyes Closed

Look at each of your spelling words. Say the letters in the word out loud. Then, close your eyes and write the word.



Curious Questions

Use each of your spelling words to ask a question – ANY question! Be sure to use a capital letter at the beginning of your sentence and a question mark at the end. Underline your spelling word.

Does a whale have gills?

Name _____

Spelling

Review 1

Read the item. Fill in the correct circle.

1. Spelling patterns _____.
Ⓐ tell the meaning of a word
Ⓑ can help you spell words correctly
Ⓒ always rhyme
2. Which group of words has a spelling pattern?
Ⓐ **bread, bring, brown**
Ⓑ **watch, string, bone**
Ⓒ **boy, class, judge**

Circle the misspelled words. Write the sentence correctly.
Use spelling patterns to help you.

3. Your new pupy is very cut.

4. Luca wants to joyn our reading cub.

5. Would you like to tak a bird hom?

Name _____

Read the item. Fill in the correct circle.

1. Use a dictionary to _____.
Ⓐ read a list of words
Ⓑ make spelling patterns
Ⓒ help you spell a word correctly
2. If you don't find your word at first, _____.
Ⓐ give up and close the dictionary
Ⓑ think of another spelling pattern to try
Ⓒ try a different dictionary

Read the sentence. Look for a misspelled word.
Use a dictionary to check the spelling. Write the correct spelling and the page number where you found it.

	Correct Spelling	Page Number
3. We saw a ranbow in the sky.	_____	_____
4. I hope I never see a tornadoe.	_____	_____
5. I saw a cloud shaped like a rabbitt!	_____	_____

Tell what book can help you to be a better speller.

6. _____

Movie Time



HARRY POTTER AND THE SORCERER'S STONE

We are almost finished reading our book!

Next week, we will be watching the movie in class. If you would like for your child to participate, please fill out the following portion.

My child _____ is allowed to watch Harry Potter and the Sorcerer's Stone in English Language Arts class.

Parent Signature: _____

HAVE A MAGICAL WEEK!