

SECTIONS: KA-KE

NAME: _____

WEEK: 05/05-05/09

TO DO LIST

Reminders

- Please use the weekly learning discoveries as you read the short stories to help aid in exams at the end of the week.
- Homework is turned in every Friday inside the blue folder.
- Students need to know how to read the Sight Words on their own without help.
- Students need to know how to write the spelling words on their own.
- Please complete 45 minutes of I-ready lessons that is due every Friday morning.

Weekly Assessment(s):

- Module Assessment (weekly skills)
- Weekly Reading Comprehension Test (based on weekly texts)

Monday:

- Complete Monday's Section WS
- Complete I-ready 15min (graded friday)
- Reading Comprehension WS 1

Tuesday:

- Complete Tuesday's Section WS
- Read Val and Pop
- Complete I-ready 15 min (Graded friday)
- Journal Writing WS 1

Wednesday:

- Complete Wednesday's Section WS
- Complete I-ready 15min (graded friday)
- Reading Comprehension WS 2

Thursday:

- Complete Thursday's Section WS
- Read The Deer
- Journal Writing WS 2

WEEKLY LEARNING DISCOVERIES:

Central Idea and Key Details

topic
what a text is about in one or two words

central idea
the most important idea in a text

key details
facts or examples that give information about the central idea

Keys
Keys open doors.

This key opens the front door. This key opens the garage door. This key opens a secret door!

The Five Ws

Ask questions to learn more about a research topic.

Who? (Illustration of people)

When? (Illustration of a calendar and clock)

Where? (Illustration of a globe and landscape)

What? (Illustration of various objects and animals)

Why? (Illustration of a person thinking and a magnifying glass)

Text Features

can give readers more information about a topic

photos with captions
photo caption

maps
map

fact boxes
fact box


diagrams with labels
diagram labels

MODULE 9 - WEEK 1


Essential Question:

What makes a habitat a home?

Weekly Texts :



Genre: Informational Text
Lexile® Measure: 220L
Guided Reading Level: H



Genre: Informational Text
Lexile® Measure: 140L
Guided Reading Level: C

Reading Comprehension Skill:
Central Idea and Key Details

Reading Comprehension strategy:
• Evaluate Details

Spelling Words:

N/A

Phonics:
Review CVC

Writing:
Research Writing

Grammar:
Question Words and Marks

Vocabulary:
habitat, protect, provide

HFW & Sight Words:
Review Q1-Q3 Words

Name:

Weekly Language Review - Q4:2

Week of:

Monday

Write the missing letters. Write the word.



ider

Tuesday

Draw a picture to show the opposite of BACK.

Back



Spell the word.



Circle the missing word.

Who What When

___ color crayon do you want?

Circle the NOUN. Underline the VERB.

The cat played.

Add detail to the sentence.

The cat played.

The _____ cat played.

Act it out.

- ☐ hit
- ☐ push
- ☐ tap

Draw a picture of something tall.

Which picture matches the underlined word?



Her ring is shiny.

Which picture matches the underlined word?



Ring the bell when you are done.

Wednesday

Circle the missing word.

out on off

She walked _____ the door.

Spell the word.



Circle the NOUN. Underline the VERB.

Jamie cooked cookies.

Act it out.

☐

sit

☐

lay

☐

squat

Thursday

How many syllables in backpack?



Write the sentence correctly.

ella and i rode a horse

Add detail to the sentence.

Jamie cooked cookies.

Jamie cooked _____

cookies.

Draw a picture of something
yummy.

Which picture matches the underlined
word?



The duck swam in the lake.

Which picture matches the underlined
word?



Be sure to duck under the branch.

This book belongs to _____

Val and Pop

by Jamal Ahmed
illustrated by Christine Battuz



“Pop!” yells Val. “See the
snake on that stone!”
Pop nods. “Yes, Val.”

—Fold—

1



Val sees a flat spot.

"A deer came by and had a nap here," said Pop.

WORD WORK



Blend and Read

Read these words.

den	dots	dust
nods	hops	yells
nap	spot	tap




Word Hunt

Find these words in the story.

then	made	out
------	------	-----



Then Pop gave one tap with
his pole. It made a spot.
“You did it!” yells Val.
Pop nods.



Val sees a hole. One fox
hops out!
“Pop! A fox den!” yells Val.
Pop nods.



Val sees dots in the dust. "Were they made by mice, Pop?"

"Yes. Mice feet," said Pop.




"Pop! See that spot?" yells Val.

"Yes. It was made by a snake that hops," jokes Pop.

The Deer

by Jamal Ahmed
illustrated by Christine Battuz



“Pop! Look at that deer!”
yells Val.

-Fold-

This book belongs to

WORD
WORK



Speed Read

Read these words to be
a better reader.

said what back will
must came gave about



Show You Know

Tell about the story.

mom back deer

Val sees a ____.

But where is its ____?

At last, its mom comes ____.




The deer wakes up.

It peeks at Val.

Val peeks back at it.




—Fold—



“See?” said Pop. “The mom
deer came back for it.”
Val gave Pop a hug.

“Pop, I hope it is not sick,”
Val tells him. “And what
about its mom?”



Pop tells Val about the deer.

"It is fine, Val. Its mom
will come back for it."



"Pop! I see the mom deer!"
yells Val.

"Quick! We must hide,"
Pop tells her.


Name _____

Reading Comprehension

Read the short passage and answer the questions.

A Sunny Day

A big, yellow sun is in the sky.
I love sunny days. I can play
outside with my friends. We will
play tag. It is a great day!



1. What is in the sky?

- ☐ the sun
- ☐ a bird
- ☐ a kite

2. What do I love?

- ☐ playing tag
- ☐ sunny days
- ☐ school

3. What will we play?

- ☐ soccer
- ☐ baseball
- ☐ tag

Name _____

Reading Comprehension

Read the short passage and answer the questions.

A Spring Treat

My favorite spring treat is ice cream. I like cherry ice cream the best. It is so good! I eat ice cream every weekend.



1. What is my favorite treat?

- ☐ candy
- ☐ ice cream
- ☐ juice

2. What kind do I like best?

- ☐ cherry
- ☐ lemon
- ☐ vanilla

3. When do I eat it?

- ☐ every day
- ☐ never
- ☐ every weekend

Name: _____



Sentence Writing

Trace

You can play with us.

Glue in order

--	--	--	--	--

Write

Draw

--





Cut

can	play	with	us.	You
-----	------	------	-----	-----

Name: _____

Make a sentence

Directions: Unscramble the words to make a sentence. Don't forget to start with a capital letter.

	house	The	blue.	is
<hr/> <hr/> <hr/>				
	I	a	rainbow.	see
<hr/> <hr/> <hr/>				
	bug	is	The	red.
<hr/> <hr/> <hr/>				
	He	boy.	is	a
<hr/> <hr/> <hr/>				

You did it!

