

Name: \_\_\_\_\_

# READING HOMEWORK & NEWSLETTER

1D

April 21-25, 2025

1E

## Homework:

- Read for 20 minutes and fill in your reading log every day.
- Practice reading and writing the spelling words and sight words.
- Complete the attached worksheets and turn in on **Friday** with the reading log.
- Complete 45 minutes of iReady every week!
- Scholars who are not completing 45 minutes minimum will lose points.

## Assessments:

- 4/24/25 Selection Quiz Hooray for Holidays
- 4/25/25 Compound Sentences Quiz
- 4/30/25 Module 6 Sight Word Quiz
- 5/1/25 Module 6 Comprehension Test
- 5/2/25 Spelling Test  
(Students should be able to spell the sight words along with spelling words.)

## Upcoming Events

### Field Trip

Tuesday

April 22, 2025

Wear your class shirt!

## Important Dates

- ELA FAST -STAR Testing  
May 12-16, 2025
- Please make sure your child comes to school every day and on time (especially during testing.)
- Please make sure iPads are charged.

# HMH Module 6:

Celebrate America

Week 3

Essential Question: What holidays and symbols tell about our country?

## Reading Skills

**Captions** are words or sentences about a picture.

**Chapter headings** organize the information by chapter.

**Text Features**

Authors choose text and graphic features to help explain ideas or to help readers locate information.

**Italic text** is leaning to the right. It means pay attention or read with more feeling.

Text can be in different sizes. **Bigger text** is usually more important than smaller text.

**Create Mental Images**

When you create mental images, you make pictures in your mind to help you remember what you read.

**Words from the Text**

- soccer game
- sunny
- ball

**Diagram:** A central figure of a girl reading a book is surrounded by thought bubbles containing 'pictures', 'sounds', 'tastes', and 'smells'. A box lists words from the text: 'soccer game', 'sunny', and 'ball'.

**Story Structure**

Stories often have a similar structure. Authors organize stories in a way that will entertain readers.

**BEGINNING**  
In the beginning, the characters face a problem.

**MIDDLE**  
The middle is made up of events that happen as the characters try to solve the problem.

**END**  
The end tells the resolution, or how the characters solve the problem.

All of these parts make up a story's plot.

**ELEMENTS of POETRY**


**RHYTHM**  
The words in a poem have a beat when you read them, like music!

**RHyme**  
Words end with the same sound or sounds.

**DESCRIBING WORDS**  
Words tell how things look, sound, feel, smell, and taste. They help you picture what the poet sees in his or her mind.

**Diagram:** A puzzle piece shape containing definitions for RHYTHM, RHYME, and DESCRIBING WORDS. Examples of rhyming words (CAT, SAT, MAT) and icons for senses (look, sound, feel, smell, taste) are included.

## Weekly HMH Story:



## Spelling Words:

Phonics - Long e vowel team patterns

- |         |            |
|---------|------------|
| 1. team | 8. mean    |
| 2. be   | 9. see     |
| 3. read | 10. she    |
| 4. feet | 11. peanut |
| 5. tree | 12. fear   |
| 6. keep | 13. below  |
| 7. eat  | 14. clean  |

## Sight Words:

Practice reading these words each night.

- |          |          |
|----------|----------|
| 1. carry | 5. goes  |
| 2. draw  | 6. may   |
| 3. eight | 7. seven |
| 4. even  | 8. shows |

## Vocabulary:

Big Idea Words: participate, appreciate, duty

Vocabulary Skill: Words about actions

Story Vocabulary: celebrate, Constitution, parade, share, tradition

Fluency

Expression

Writing

Personal  
Narrative

Grammar



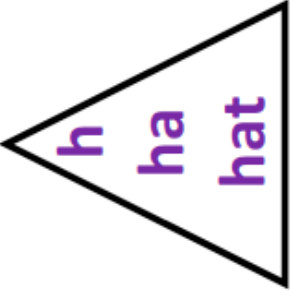
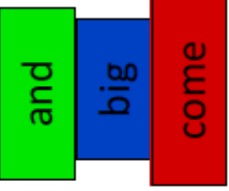






compound  
sentences

Social Studies

Symbols of America  
and Florida

# Spelling Choice Board

Sight  
Words  
Too

<p><u>Draw a Picture</u> Draw a picture to go with each of your words.</p> 	<p><u>Small, Medium, Large</u>  that that that</p>	<p><u>Magic Words</u> Write your words using a white crayon. Color over it with marker.</p> 	<p><u>Pyramid Words</u></p> 	<p><u>ABC Order</u> Write your words in alphabetical order.</p> 
<p><u>Silly Story</u> Write a silly story using all of your words.</p> 	<p><u>Rainbow Write</u> Use at least 3 colors to write each word.</p> 	<p><u>Rhyme Time</u> Write a rhyming word for each of your words. <b>Your word:</b> can <b>Rhyming word:</b> fan</p>	<p><u>Hidden Picture</u> Hide your words in a picture.</p> 	<p><u>Fancy Words</u> Write your words in a fancy style.</p> <p>you what have</p>
<p><u>Pattern Write</u> Write your word in a pattern with 2 colors.</p> 	<p><u>Forwards and Backwards</u> Write your words forwards and backwards.</p> <p>what → tahw</p>	<p><u>Opposite Hand</u> Write your words with your opposite hand.</p> 	<p><u>Type it Up</u> Use your computer to type your words in any font.</p> <p>came from where</p>	<p><u>Dot Words</u> Write your words and then dot over them.</p> 

## Module 6 Sight Word Quiz

another

gave

house

over

own

read

water

white

always

began

better

gives

hurt

shall

should

things

carry

draw

eight

even

goes

may

seven

shows

# Kate and Nate's Map



Challenge Words:

follow

paw

1 Mom gave Kate and Nate a map and smiled. "Look at this map of our home. I hid a prize for you, and the map will help you find it!"

2 Nate squinted at the map. Then he looked at his mom. "This map has no words on it."



3 "Some maps don't need words," Mom said. "When you look at the map, do you see the path to follow?"

4 Kate and Nate looked at each other. Kate looked at the map and held it up for Mom to see. "Do we follow this line of dashes?" she asked.

5 Mom gave a quick nod. "Yes, you are right! The prize is where you see the X. Now, run and find the prize!"

6 Kate and Nate dash off, each eager to find the X. The path on the map led them behind their home. Where could the X be? They rushed to find it.

7 "I see a box under the oak tree!" Nate cried.

8 "There is an X on the box!" Kate said. "This must be it!"

# Kate and Nate's Map pg. 2



Challenge Words:

follow

paw

9 The kids ran to the box with Mom behind them.

10 "Is the box the prize?" Nate asked.

11 "Why does it have holes in the side?" Kate asked.

12 "The prize is in the box," Mom said with a big grin.

13 "What is it?" Kate asks. She bends down to try to peek inside one of the holes.

14 A tan paw pokes out of a hole. Then the box shakes with a yip-yip.

15 Nate and Kate gasp. Quickly they take the lid off the box.

16 What do they find in the box?



Name: \_\_\_\_\_

What prize did Kate and Nate find in the box?  
How do you know?

I think they found \_\_\_\_\_

\_\_\_\_\_

\_\_\_\_\_

\_\_\_\_\_

I think that because \_\_\_\_\_

\_\_\_\_\_

\_\_\_\_\_

Name: \_\_\_\_\_

1. Where did Kate and Nate hunt for the prize?

- ☐ a at the beach
- ☐ b at their home
- ☐ c at the park

2. How did the kids know where to find the prize?

- ☐ a they would see a Y
- ☐ b they would see a flag
- ☐ c they would see an X

3. Where did Kate and Nate find the prize?

- ☐ a under an oak tree
- ☐ b in a sandbox
- ☐ c under a bush

4. What does eager mean?

- ☐ a to write or draw
- ☐ b to want something
- ☐ c to not care about something

5. What prize was hidden in the box? How do you know?

---

---

---

---

Name: \_\_\_\_\_

Circle the word that completes the sentence.

1. I used (**tap/tape**) to wrap my present.

2. The (**car/care**) went fast on the road.

3. I was (**mad/made**) at my dog.

4. I (**hop/hope**) I make a friend.

5. The (**cub/cube**) is a shape.

6. I like to fly my (**kit/kite**).

7. The girl sat in the (**shad/shade**).

8. My (**plan/plane**) is to read a book.

9. The girl (**cut/cute**) her finger.

10. The (**hug/huge**) dog found a stick.



Color a star every time you read it from start to end.

### Steal a Meal

Three mice have a nice home in a hole on a side street in Greece. Their hole is between a sweet shop and a cheese chop. It is a great place for three mice to be.

If the three mice feel hungry, they can steal a quick meal to eat from the cheese shop. It is a breeze to squeeze into the cheese shop from their hole. Greek cheese is always salty and gets stuck in mice teeth. The three mice squeak with joy as they eat Greek cheese.

After their cheese meal, the three mice might feel up for a sweet treat. The sweet shop is not a breeze to squeeze into. The crack in the street is real slim.

The three mice must breathe in deep and squeeze in their guts. "Think thin, think thin" is what they speak as they squeeze through the crack on the street to the sweet shop.

Inside, they get their treat to eat! Bon appétit!

Draw a picture to match the story.

# Suffixes

(-ful & -less)

Draw a line to match the word with its meaning

1	useless
2	wonderful
3	shameless
4	joyless
5	helpful
6	painless
7	careless
8	hopeful
9	worthless
10	fearful

full of fear

without joy

full of wonder

without shame

without pain

full of hope

without use

without worth

without care

full of help