

Name: \_\_\_\_\_

# READING HOMEWORK & NEWSLETTER

1D

April 7- April 11, 2025

1E

## Homework:

- Read for 20 minutes and fill in your reading log every day.
- Practice reading and writing the spelling words and sight words.
- Complete the attached worksheets and turn in on Friday with the reading log.
- Complete 45 minutes of iReady every week!
- Scholars who are not completing 45 minutes minimum will lose points.

## Assessments:

- 4/16/25 M6W1  
Comprehension Test
- 4/17/25 Spelling Test  
(Students should be able to spell the sight words along with spelling words.)

## Upcoming Events

- Mother's Day Photos- April 10-12
- Spring Spirit Week- April 14-16
- Wear Purple to support military children- April 21st

## Teacher Planning Days

- No School - April 18th

# HMH Module 6:

Celebrate America

## Week 2



Essential Question: What do holidays and symbols tell about our country?

### Reading Skills

#### Point of View

The narrator is the person who tells a story. Readers see the story events through the narrator's point of view.

WHO tells the story?



##### THIRD-PERSON NARRATOR

A person who is **NOT** in the book is telling it. Look for the words **he, she, or they**.



##### FIRST-PERSON NARRATOR

A person who is **in** the book is telling it. Look for the words **I, me, or my**.



#### EVALUATE



What is most important?

1. Think about the author's words as you read.
2. Then evaluate, or decide, what is most important.

★★★★

#### IDEAS and SUPPORT

When authors write to persuade, they want readers to do or believe something.

##### OPINION

What does the author think or feel?



##### REASONS

What reasons support the opinion? Look for facts, or things that can be proved.

##### EXAMPLES

What examples or details tell more about the reasons?

#### Make Connections

When you read, find ways that the text is like things in your own life and other texts you have read.

It all starts here!



##### Text to Self

This reminds me of when I...



##### Text to Text


This is like another book I read...



##### Text to World

This is like something that happened in my community...

### Weekly HMH Story:



### Spellina Words:

Phonics - long vowels  
"magic e"

- |          |           |
|----------|-----------|
| 1. like  | 8. these  |
| 2. drive | 9. theme  |
| 3. fine  | 10. use   |
| 4. time  | 11. tube  |
| 5. bone  | 12. flute |
| 6. rope  | 13. shape |
| 7. joke  | 14. plate |

### Sight Words:

Practice reading these words each night.

- |           |           |
|-----------|-----------|
| 1. always | 5. gives  |
| 2. began  | 6. shall  |
| 3. better | 7. should |
| 4. hurt   | 8. things |

### Vocabulary:

Vocabulary Skill: Suffixes -less and -ful

Vocabulary Words : vote, program, split, stand, onstage, audience, contest, liberty, hope, national, towers, and base.

### Fluency

Reading Rate

### Writing

Personal Narrative

### Grammar

Compound Sentences

### Social Studies

American Holidays and Symbols

# Weekly Reading Log



	Book Title	Author	Read to Self	Read to Parent	Parent's Initials
Monday 20 Minutes	HMH Weekly Story: The Contest <small>*Assigned in the HMH app on the iPad</small>	Libby Martinez			
Tuesday 20 Minutes	HMH Weekly Story: The Contest <small>*Assigned in the HMH app on the iPad</small>	Libby Martinez			
Wednesday 20 Minutes	Decodable Text: Brave Kate <small>*Assigned in the HMH app on the iPad</small>	Kippy Dalton			
Thursday 20 Minutes	Decodable Text: A Swim at Crane Lake <small>*Assigned in the HMH app on the iPad</small>	Kippy Dalton			



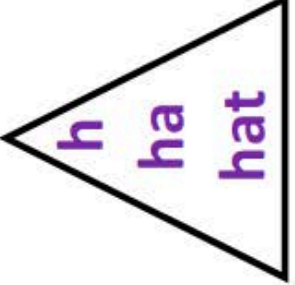
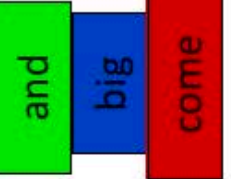






In this week's story "The Contest",

Jade says that eagles are brave. Is this a detail that helps you understand why the eagle is a good symbol? Tell why or why not.



# Spelling Choice Board

Sight  
Words  
Too

<p><u>Draw a Picture</u> Draw a picture to go with each of your words.</p> 	<p><u>Small, Medium, Large</u>  that that that</p>	<p><u>Magic Words</u> Write your words using a white crayon. Color over it with marker.</p> 	<p><u>Pyramid Words</u></p> 	<p><u>ABC Order</u> Write your words in alphabetical order.</p> 
<p><u>Silly Story</u> Write a silly story using all of your words.</p> 	<p><u>Rainbow Write</u> Use at least 3 colors to write each word.</p> 	<p><u>Rhyme Time</u> Write a rhyming word for each of your words. <b>Your word:</b> can <b>Rhyming word:</b> fan</p>	<p><u>Hidden Picture</u> Hide your words in a picture.</p> 	<p><u>Fancy Words</u> Write your words in a fancy style.</p> <p>you what have</p>
<p><u>Pattern Write</u> Write your word in a pattern with 2 colors.</p> 	<p><u>Forwards and Backwards</u> Write your words forwards and backwards.</p> <p>what → tahw</p>	<p><u>Opposite Hand</u> Write your words with your opposite hand.</p> 	<p><u>Type it Up</u> Use your computer to type your words in any font.</p> <p>came from where</p>	<p><u>Dot Words</u> Write your words and then dot over them.</p> 

# Magic E

Use your wand to change short vowels to long vowels.

kit



kite

hat

hat\_

man

man\_

cap

cap\_

can

can\_

tap

tap\_

cut

cut\_

fin

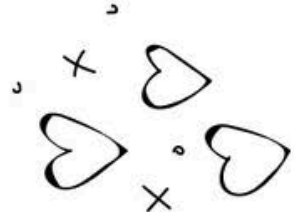
fin\_

plan

plan\_



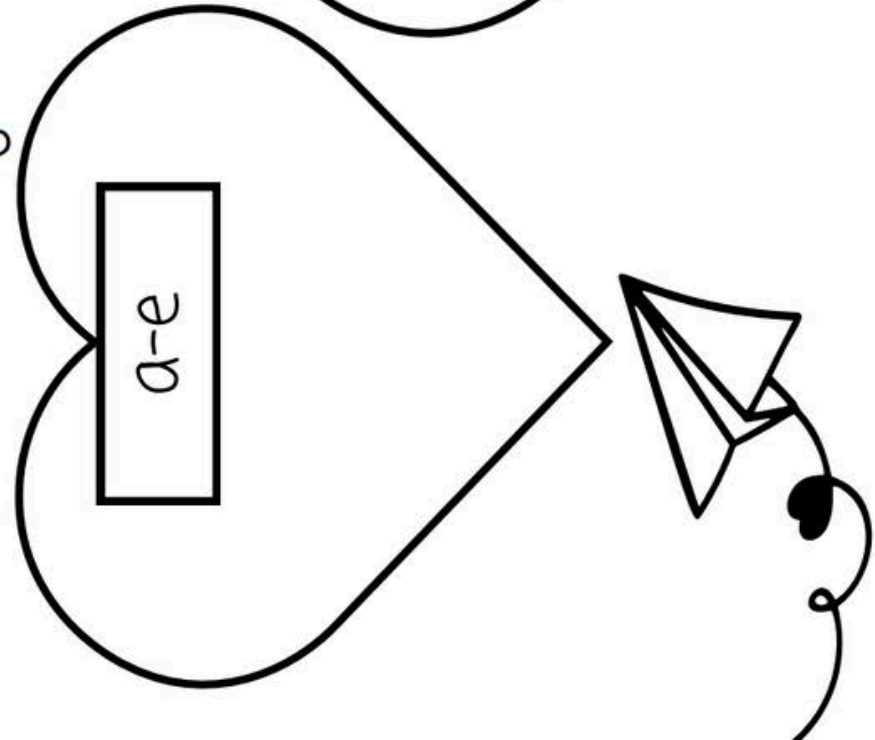




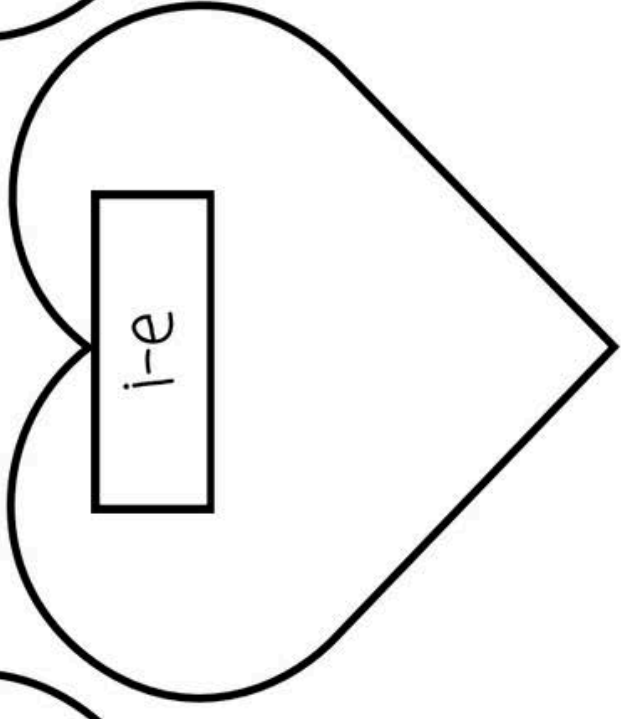
Name \_\_\_\_\_

# SORT THE SILENT E

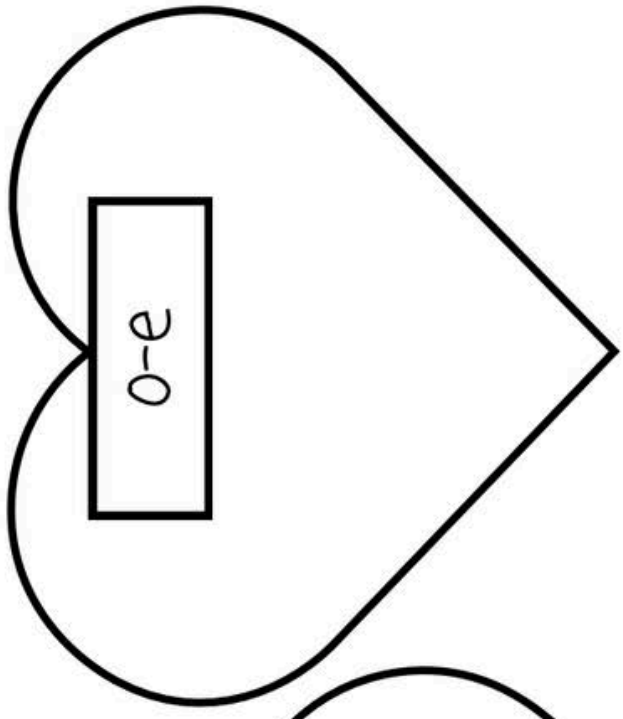
Cut and glue the silent e words into the hearts.



a-e



i-e



o-e

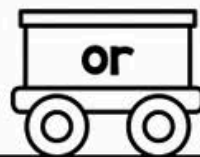
safe	poke	mile	home	like	maze	line
tape	fine	wake	game	hole	rose	shake

Name \_\_\_\_\_

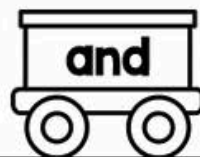
# CONJUNCTION Trains



Do you want to go to the park \_\_\_\_\_  
the library?




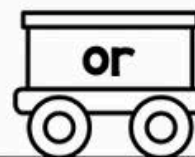
I have a pet fish \_\_\_\_\_ a pet turtle.



I did not eat lunch, \_\_\_\_\_ I am really  
hungry now.



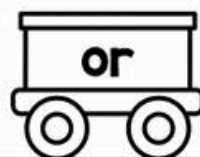
Mom asked me to go outside, \_\_\_\_\_ I  
really wanted to stay inside.



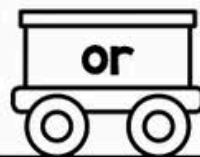
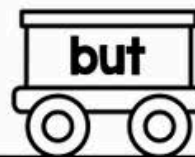
We went swimming \_\_\_\_\_ fishing today!




I love to read, \_\_\_\_\_ I always save my  
money to buy new books.



Do you like summer \_\_\_\_\_ winter  
more?



We packed a picnic, \_\_\_\_\_ then it  
rained so we did not go.



Name: \_\_\_\_\_

## Mystery Jelly

I love peanut butter and jelly sandwiches. My mom packs one for my school lunch every day. When she goes to the store, she buys many different kinds of jelly. I have had



strawberry jelly, grape jelly, even blueberry jelly! Raspberry jelly is my favorite. Today, I opened up my lunchbox and found my peanut butter and jelly sandwich, and took a big bite! I tasted something different. Peanut butter, check. Bread, check. But then I taste a sprinkle, something creamy, and crunchy pieces that taste like a cookie. There's chocolate flavors, and vanilla, and I notice my sandwich is freezing cold! What kind of jelly did my mom put on my sandwich?

Circle any clue words.

Who is telling the story? \_\_\_\_\_

This means the story is in **first** / **third** person.

How else did you know, besides using clue words?

---

---