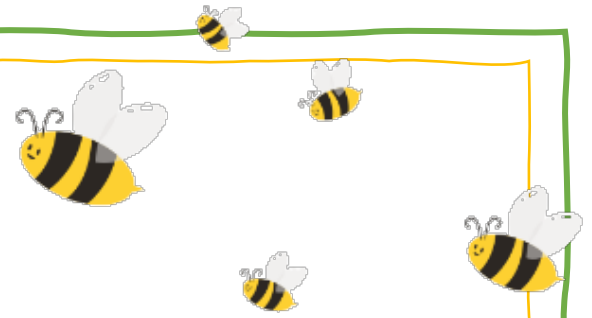


Mrs. Jazmin's ELA Homework

Week of 04/01-04/04

Section: _____

Name: _____



Homework Directions:

- Read for 20 minutes and fill in your Reading Log every day.
- Practice reading and writing the weekly Spelling Words and Sight Words.
- Complete the attached worksheets and turn in this homework packet on Friday.
- Complete 45 minutes of iReady every week!

Reminders:

- Students need to bring their iPads fully charged every day.
- Please check your Archimedean folder every night for papers to either leave at home or complete and return to school.
- Please remember that students should be able to spell the sight words along with spelling words.

Assessments:

04/02- HMH Selection
Quiz: Monument City


04/03- M6W1
Comprehension Test

04/04- Spelling/Sight
Words Test

Important Dates:

April 14 thru 16- Spring Spirit Week

April 18- No School- Teacher Planning Day



Sections:

1A-1B-1C

HMH Module 6:

Celebrate America

Week 1



Essential Question: What holidays and symbols tell about our country?

Reading Skills

Text can be in different **COLORS**.
The colors can mean something or just be for **FUN!**

Text Features
Authors choose text and graphic features to help explain ideas or to help readers locate information.

Labels name parts of a picture.

Pictures may be drawings.

Maps are *not* pictures of big places.

ELEMENTS OF POETRY

RHYTHM
The words in a poem have a beat when you read them, like music!

RHyme
Words end with the same sound or sounds.

CAT SAT MAT

DESCRIBING WORDS
Words tell how things look, sound, feel, smell, and taste. They help you picture what the poet sees in his or her mind.

look, sound, feel, smell, taste

Make and Confirm Predictions

Before you read, make a guess, or a prediction, about what a text will be about.

Find evidence to help you make a prediction. Use what you know about:

- text features
- the genre
- the structure of the text

I think _____ will happen because _____

As you read, stop to think about your prediction.

Was my prediction correct?

Yes: You confirmed your prediction. Keep reading!

No: Adjust your prediction, or make a new one. Then keep reading.

Elements of DRAMA

A drama is a story that is written so it can be performed by actors for an audience.

What are the parts of a drama?


The **setting** is when and where the drama takes place.

The **dialogue** is the words the characters speak.

The **cast** is the list of characters.

Characters are the people, animals, or things in the drama.

Weekly HMH Story:



Spelling Words:

Phonics - CV Pattern and Question Words

- | | |
|----------|----------|
| 1. so | 8. when |
| 2. go | 9. why |
| 3. no | 10. how |
| 4. me | 11. fast |
| 5. where | 12. lamp |
| 6. who | 13. jump |
| 7. what | 14. went |

Sight Words:

Practice reading these words each night.

- | | |
|------------|----------|
| 1. another | 5. own |
| 2. gave | 6. read |
| 3. house | 7. water |
| 4. over | 8. white |

Vocabulary:

Big Idea Words: participate, appreciate, duty

Vocabulary Skill: Suffixes -y and -ful, multiple meaning words

Story Vocabulary: scene, monuments, sights, grouchy, freedom, symbol

Fluency

Accuracy and
Self-Correction

Writing

Personal
Narrative

Grammar

Future Tense

Social Studies

American Holidays
and Symbols

Weekly Reading Log



*Please ✓ one

	Book Title	Author	Read to Self	Read to Parent	Parent's Initials
No School					
Tuesday 20 Minutes	HMH Weekly Story: Monument City <small>*Assigned in the HMH app on the iPad</small>	Jerdine Nolen			
Wednesday 20 Minutes	Decodable Text: Houses That Go Up <small>*Assigned in the HMH app on the iPad</small>	Margaret Fetty			
Thursday 20 Minutes	Decodable Text: Grass, Mud, Logs, and Sod <small>*Assigned in the HMH app on the iPad</small>	Margaret Fetty			

Name one American monument you read about in this week's story. What was one fact you learned about that monument?

Name: _____

Date: _____



Verb Practice



Yesterday	Today Now	Tomorrow
← Past	Present ↓	Future →
walked	walking	will walk
smiled	smiling	will smile
play _____	play _____	will _____
jump _____	jump _____	will _____
color _____	color _____	will _____
look _____	look _____	will _____
count _____	count _____	will _____
talk _____	talk _____	will _____
read	_____	will _____
ran	_____	will _____

Name: _____

Date: ____/____/____


Nocturnal Animals

Owls

Part: 1 Owls are nocturnal animals. They are busy at night. Owls are large birds with feathers, a beak, wings, and talons to grip and tear prey.

Part: 2 Owls live in barns, trees, old buildings and tunnels. Owls camouflage themselves in trees. Owls can be found all over the world.

Part: 3 Owls eat mainly small animals, such as mice, voles, rats, snakes, and frogs.



Owls are nocturnal animals. They hunt their prey in darkness.

1 What is **PART: 2** mostly about?

- ☐ What are Owls?
- ☐ Where Do Owls Live?
- ☐ What Do Owls Eat?

Non-fiction Text Features Checklist

☐ Caption

☐ Title

☐ Bold Print

☐ Diagram

☐ Heading

☐ Photograph



Name: _____

Date: ____/____/____

2 How is the **PICTURE** helpful?

- ☐ It shows an owl on a tree.
- ☐ It shows what an owl looks like.
- ☐ It shows owls have big eyes.



3 Why do owls use their talons?

- ☐ to fly high in the sky
- ☐ to camouflage itself
- ☐ to grip and tear prey

4 What does the diagram show?

- ☐ many parts of an owl
- ☐ an owl on a tree
- ☐ how an owl looks

5 By reading this, what can you tell about owls?

- ☐ owls are fun animals
- ☐ owls hunt their prey in darkness
- ☐ owls live underwater

6 What do owls **NOT** eat?

- ☐ frogs
- ☐ gerbils
- ☐ voles
- ☐ rats

Elements of Drama Matching

Directions: Draw a line to match each drama element to its definition.

- scene
- character
- dialogue
- cast
- setting
- the words the characters say
- where and when the drama takes place
- the people, animals, or things in the drama
- the parts of a drama. This changes when the setting changes
- the list of characters