

SECTIONS: KA-KE

NAME: _____

WEEK: 03/31-04/04

TO DO LIST

Reminders

- Please use the weekly learning discoveries as you read the short stories to help aid in exams at the end of the week.
- Homework is turned in every Friday inside the blue folder.
- Students need to know how to read the Sight Words on their own without help.
- Students need to know how to write the spelling words on their own.
- Please complete 45 minutes of I-ready lessons that is due every Friday morning.

Weekly Assessment(s):

- Module Assessment (weekly skills)
- Weekly Reading Comprehension Test (based on weekly texts)

Monday:

- No School – Teacher Planning Day

Tuesday:

- Complete Tuesday's Section
- Daily STAR Prep WS 2
- Read Slug Must Nap
- Complete I-ready 15 min (Graded Friday)

Wednesday:

- Complete Wednesday's Section WS
- Complete 15 min FRECKLE Website OPTIONAL Extra practice for state exam)
- Daily STAR Prep WS 3

Thursday:


- Complete Thursday's Section WS
- STAR Prep WS 4
- Complete I-ready 15min (graded Friday)
- Read Bugs! Bugs! Bugs!

WEEKLY LEARNING DISCOVERIES:

Persuasive Texts

In a **persuasive text**, the author gives **reasons** to try to

- get the reader to do or believe something
- change the reader's mind



Fact or Opinion?

A **fact** gives information that is true.



- true
- can be proven
- does not change

Opinion?

An **opinion** tells what someone feels or thinks about something.

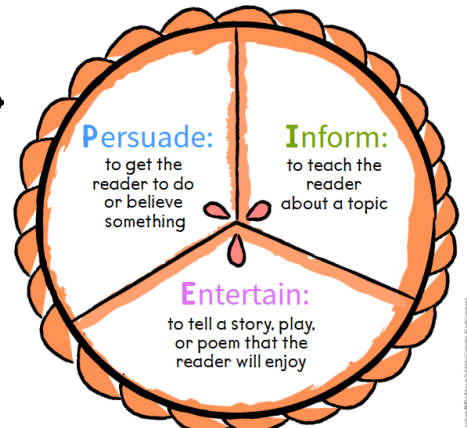


- feeling or thought
- cannot be proven
- might change

Author's Purpose

the reason why an author writes a text

It's as easy as **PIE** to remember...




MODULE 7 - WEEK 4

Essential Question:

What can I learn when I look closely?

Weekly Texts :

Reading Comprehension Skill:
Author's Purpose



Genre: Persuasive Text
Lexile® Measure: NP
Guided Reading Level: L



Genre: Informational Text
Lexile® Measure: 360L
Guided Reading Level: G

Reading Comprehension strategy:
• Central Idea , Key Details

Spelling Words:
N/A

Phonics:
Review Double Final Consonants,
Final -ck, and Digraphs

Writing:
Poetry Writing

Grammar:
Exclamations

Vocabulary:
care, decide, real

HFW & Sight Words:
Review Q1-Q3 Words

Name: _____

Weekly Language Review - Q3:8

Week of: _____

Monday

Read and Check.

☐

come

☐

may

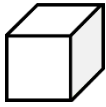
☐

made

☐

part

Write the missing letters. Write the word.



_____ock

Tuesday

Find and circle this week's words.

can come me may made

part up may come or made

Draw a picture to show the opposite of UP.



Spell the word.

10

Circle the missing word.

Where Why How

_____ many cookies did you eat?

Circle the NOUN. Underline the VERB.

The vase broke.

Add detail to the sentence.

The vase broke.

The _____ vase broke.

Add the words. sip gulp



drink

Act it out.

☐

run

☐

skip

☐

prance

Wednesday

Trace and Write.

come

made

Circle the missing word.

on off for

Take the hat _____ your head.

Spell the word.



Circle the NOUN. Underline the VERB.

The phone rang.

Add the words. race stroll



walk

Thursday

Trace and Write.

may

part

How many syllables in bird?



Write the sentence correctly.

can i read a book

Add detail to the sentence.

The phone rang.

The phone rang _____.

Act it out.











- ☐ draw
- ☐ write
- ☐ scribble

Name: _____

Look at the picture. Color in the box with the correct vowel sound.

STAR/MKAS

Test Prep Practice


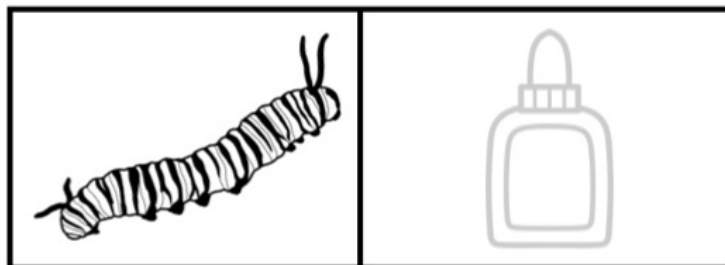
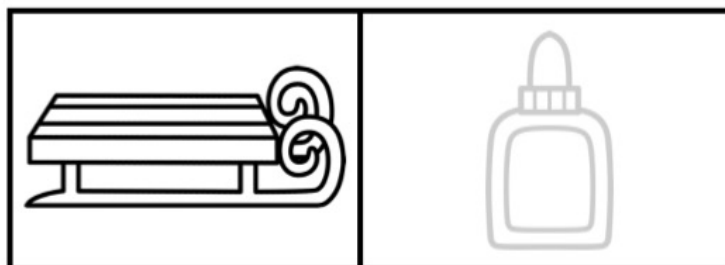

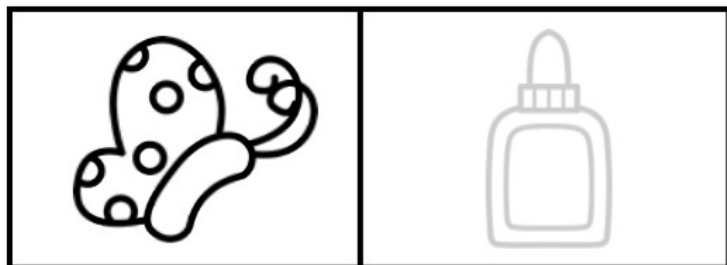
 <div>i</div> <div>e</div> <div>a</div>	 <div>i</div> <div>e</div> <div>a</div>
 <div>o</div> <div>u</div> <div>a</div>	 <div>u</div> <div>a</div> <div>e</div>
 <div>o</div> <div>e</div> <div>i</div>	 <div>a</div> <div>o</div> <div>i</div>
 <div>u</div> <div>o</div> <div>a</div>	 <div>i</div> <div>a</div> <div>e</div>
 <div>i</div> <div>e</div> <div>a</div>	 <div>o</div> <div>i</div> <div>u</div>

Name: _____

Cut out the number pieces. Say the name of each picture and count the syllables. Glue the corresponding number in the box next to the picture.

STAR/MKAS

Test Prep Practice



STAR/MKAS Test Prep Practice Pages by Mrs. K's Klubhouse


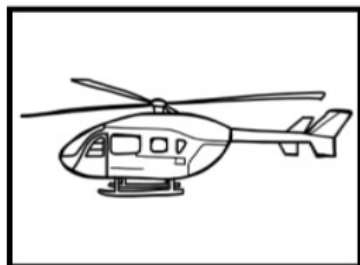
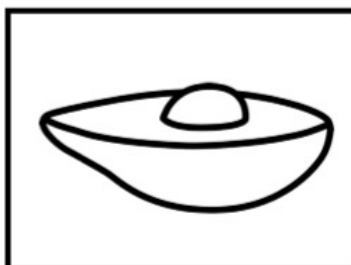



1	3	1	2
2	4	4	3

Name: _____

Cut out the number pieces. Say the name of each picture and count the syllables. Glue the corresponding number in the box next to the picture.

STAR/MKAS

Test Prep Practice



STAR/MKAS Test Prep Practice Pages by Mrs. K's Klubhouse

2	1	3	4
4	3	1	2

This book belongs to _____

Bugs! Bugs! Bugs!

by Christina Wilsdon



©Manon Ringette/Dreamstime

Is this a bug? Yes!
You can tell by its legs.
It has six.

-Fold-

WORD WORK



Speed Read

Read these words to be a better reader.

this from get
some six yes



Picture Hunt

Find these pictures in the text.

stem pond sand



©Nigel Fennell/EyeEm/Getty Images

Some bugs can run fast.
This bug runs on logs.
Run, bug! Run!

©Manon Ringuette/Dreamstime



©Gabbro/Alamy Stock Photo

Is this a bug? No.
It is a slug.
You can tell. It has no legs!



©Papilio/Alamy Stock Photo

Some bugs hop well.
This bug hops up stems.
It sips from them, too.

-Fold-



Some bugs get wet.
This bug zips in ponds.
Its six legs are fins.

©Martin Polanek/Dreamstime

- Fold -




Some bugs can dig.
This bug digs in sand
with its big, flat legs.

©Ryszard Laskowski/Dreamstime

Slug Must Nap


by Christina Wilsdon
illustrated by Hazel Quintanilla



-Fold-

This book belongs to

The sun is up, but Slug
must nap.
Where is **your** bed, Slug?



Slug spots big sticks.
 "I can nap **well** here."
 But a dog nabs them!

Fold

WORD WORK



Blend and Read

Read these words.


shell	rock	well
snag	spots	must
nabs	naps	tap



Word Hunt

Find these words in the story.

then that where



Then Slug spots a rock.
 Who can snag it? Slug can!
 Slug naps at last.



"Well, I can nap in that
 big shell."

-Fold-



Tapi Tapi Tapi Tapi
 “Who is it? Slug? This is my
 bed, not your bed.”

- Fold -



Slug hid in a pot.
 But kids got it!