

Name: \_\_\_\_\_

# READING HOMEWORK & NEWSLETTER

1D

April 1- April 4, 2025

1E

## Homework:

- Read for 20 minutes and fill in your reading log every day.
- Practice reading and writing the spelling words and sight words.
- Complete the attached worksheets and turn in on Friday with the reading log.
- Complete 45 minutes of iReady every week!
- Scholars who are not completing 45 minutes minimum will lose points.

## Assessments:

- 4/4/25 M6W1 Comprehension Test
- 4/4/25 Spelling Test  
(Students should be able to spell the sight words along with spelling words.)

## Upcoming Events

- Mother's Day Photos- April 10-12
- Spring Spirit Week- April 14-16
- Wear Purple to support military children- April 21st
- Take Your Child to Work Day- April 24th

## Teacher Planning Days

- No School- March 31st
- No School - April 18th

# HMH Module 6:

Celebrate America

Week 1



**Essential Question:** What holidays and symbols tell about our country?

## Reading Skills

Text can be in different **COLORS**.  
The colors can mean something or just be for **FUN!**

**Text Features**  
Authors choose text and graphic features to help explain ideas or to help readers locate information.

Labels name parts of a picture.

Pictures may be drawings.

Maps are *not* pictures of big places.

### ELEMENTS OF POETRY

**RHYTHM**  
The words in a poem have a beat when you read them, like music!

**RHyme**  
Words end with the same sound or sounds.

CAT SAT MAT

**DESCRIBING WORDS**  
Words tell how things look, sound, feel, smell, and taste. They help you picture what the poet sees in his or her mind.

look, sound, feel, smell, taste

### Make and Confirm Predictions

Before you read, make a guess, or a prediction, about what a text will be about.

Find evidence to help you make a prediction. Use what you know about:

- text features
- the genre
- the structure of the text

I think \_\_\_\_\_ will happen because \_\_\_\_\_.

As you read, stop to think about your prediction.

Was my prediction correct?

Yes: You confirmed your prediction. Keep reading!

No: Adjust your prediction, or make a new one. Then keep reading.

### Elements of DRAMA

A drama is a story that is written so it can be performed by actors for an audience.

What are the parts of a drama?


The **setting** is when and where the drama takes place.

The **dialogue** is the words the characters speak.

The **cast** is the list of characters.

**Characters** are the people, animals, or things in the drama.

## Weekly HMH Story:



## Spelling Words:

Phonics - CV Pattern and Question Words

- |          |          |
|----------|----------|
| 1. so    | 8. when  |
| 2. go    | 9. why   |
| 3. no    | 10. how  |
| 4. me    | 11. fast |
| 5. where | 12. lamp |
| 6. who   | 13. jump |
| 7. what  | 14. went |

## Sight Words:

Practice reading these words each night.

- |            |          |
|------------|----------|
| 1. another | 5. own   |
| 2. gave    | 6. read  |
| 3. house   | 7. water |
| 4. over    | 8. white |

## Vocabulary:

Big Idea Words: participate, appreciate, duty

Vocabulary Skill: Suffixes -y and -ful, multiple meaning words

Story Vocabulary: scene, monuments, sights, grouchy, freedom, symbol

## Fluency

Accuracy and  
Self-Correction

## Writing

Personal  
Narrative

## Grammar

Questions

## Social Studies

American Holidays  
and Symbols



# Weekly Reading Log



\*Please ✓ one

	Book Title	Author	Read to Self	Read to Parent	Parent's Initials
No School					
Tuesday 20 Minutes	HMH Weekly Story: Monument City <small>*Assigned in the HMH app on the iPad</small>	Jerdine Nolen			
Wednesday 20 Minutes	Decodable Text: Houses That Go Up <small>*Assigned in the HMH app on the iPad</small>	Margaret Fetty			
Thursday 20 Minutes	Decodable Text: Grass, Mud, Logs, and Sod <small>*Assigned in the HMH app on the iPad</small>	Margaret Fetty			

Name one American monument you read about in this week's story. What was one fact you learned about that monument?

---





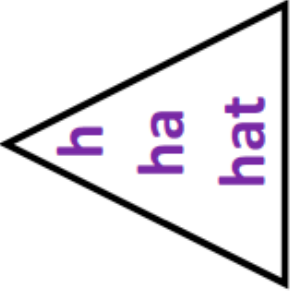
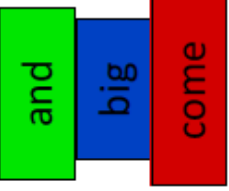






---



---

# Spelling Choice Board

Sight  
Words  
Too

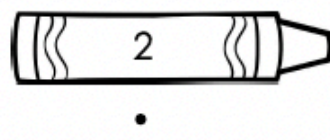
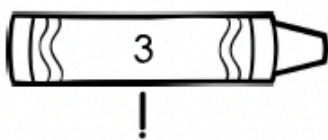
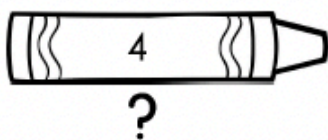
<p><u>Draw a Picture</u> Draw a picture to go with each of your words.</p> 	<p><u>Small, Medium, Large</u>  that that that</p>	<p><u>Magic Words</u> Write your words using a white crayon. Color over it with marker.</p> 	<p><u>Pyramid Words</u></p> 	<p><u>ABC Order</u> Write your words in alphabetical order.</p> 
<p><u>Silly Story</u> Write a silly story using all of your words.</p> 	<p><u>Rainbow Write</u> Use at least 3 colors to write each word.</p> 	<p><u>Rhyme Time</u> Write a rhyming word for each of your words. <u>Your word:</u> can <u>Rhyming word:</u> fan</p>	<p><u>Hidden Picture</u> Hide your words in a picture.</p> 	<p><u>Fancy Words</u> Write your words in a fancy style.</p> <p>you what have</p>
<p><u>Pattern Write</u> Write your word in a pattern with 2 colors.</p> 	<p><u>Forwards and Backwards</u> Write your words forwards and backwards. what → tahw</p>	<p><u>Opposite Hand</u> Write your words with your opposite hand.</p> 	<p><u>Type it Up</u> Use your computer to type your words in any font. came from where</p>	<p><u>Dot Words</u> Write your words and then dot over them.</p> 



Name: \_\_\_\_\_

# Color By Punctuation #3

Color each crayon in the box with a different color. Read the sentences below and put the correct punctuation in the box. Then color the picture according to the crayons in the box.



Can I go with you ☐



Do not hog the sub ☐



Get the bug ☐



Have you sat on the mat ☐



We sip the mix ☐




Will you play ☐



Look at the fox ☐



I can mix in the jug ☐



Did you see that pig ☐

Name: \_\_\_\_\_

# Create Your Own Sentences



Create four sentences using the correct punctuation.

Two of your sentences need to be questions.

Use a spelling word or sight word in each sentence and highlight it.

1.

---

---

2.

---

---

3.

---

---

4.

---

---