

SECTIONS: KA-KE

NAME: \_\_\_\_\_

WEEK: 03/24-03/28

TO DO LIST

## Reminders

- Please use the weekly learning discoveries as you read the short stories to help aid in exams at the end of the week.
- Homework is turned in every Friday inside the blue folder.
- Students need to know how to read the Sight Words on their own without help.
- Students need to know how to write the spelling words on their own.
- Please complete 45 minutes of I-ready lessons that is due every Friday morning.

## Weekly Assessment(s):

- Module Assessment (weekly skills)
- Weekly Reading Comprehension Test (based on weekly texts)

Monday:

- Complete Monday's Section
- Daily STAR Prep WS 1
- Complete I-ready 15 min (Graded Friday)

Tuesday:

- Complete Tuesday's Section
- Daily STAR Prep WS 2
- Read Big Mess
- Complete I-ready 15 min (Graded Friday)

Wednesday:

- Complete Wednesday's Section WS
- Complete 15 min FRECKLE Website OPTIONAL Extra practice for state exam)
- Daily STAR Prep WS 3
- Read Chet!

Thursday:

- Complete Thursday's Section WS
- STAR Prep WS 4
- Complete I-ready 15min (graded Friday)

## WEEKLY LEARNING DISCOVERIES:

**What Is Most Important?**

Think about what you **need** to know.

Is the information...  
interesting,  
but not important?

not important? ————— important?

**Make Inferences**

When you make an inference, you use

picture or text clues and what you know

to make a best guess about the text.

**Make Connections**

When you read, make connections to ...

something that happened to you

ideas in other texts

something in the world



## MODULE 7 - WEEK 3

Essential Question:

What can I learn when I look closely?

Weekly Texts :

Reading Comprehension Skill:  
Make Inferences



Genre: Biography  
Lexile® Measure: AD610L  
Guided Reading Level: L



Genre: Informational Text  
Lexile® Measure: 190L  
Guided Reading Level: E

Reading Comprehension strategy:  
• Identify, People, Places, and Events

Spelling Words:

N/A

Phonics:  
Digraphs -th and -wh

Writing:  
Poetry Writing


Grammar:  
Prepositions (review)  
Exclamations

Vocabulary:  
curious, observe, study

HFW & Sight Words:  
could, this, then, now

# Big Mess

by Bryan Langdo  
illustrated by Olga Skomorokhova



“Chuck, look at that den!  
We must get logs to fix it,”  
yells Peg.


—Fold—

This book belongs to

\_\_\_\_\_

-----

\_\_\_\_\_



"I could chop this, Peg,"  
said Chuck.  
Peg nods. "Yes, Chuck.  
Chop it!"

Fold

## WORD WORK



### Blend and Read

Read these words.

th-

them this

wh-

whiz




### Word Hunt

Find these words in the story.

they said get stop





Chuck and Peg pick up  
the chips.

Then they stack them.


“Good job!” quacks Deb.



Chuck chops.

Big chips whiz past Peg.

-Fold-



“Stop! Stop! Stop that  
now!” quacks Deb Duck.  
“It will tip!”

— Fold —



“We did not see you, Deb,”  
said Peg. “We will fix this  
big mess.”





Peg and Chuck now have kits!  
Six kits nap in this snug den.

-Fold-

This book belongs to

\_\_\_\_\_

-----

\_\_\_\_\_



Chet is the big kit. He gets up and sniffs. Chet gets a whiff of a snack. "Yum!"

Fold

## WORD WORK



### Speed Read

Read these words to be a better reader.

yes      have      six  
get      up      this



### Show You Know

Tell about the story.

whiff      that

Chet gets a \_\_\_\_ of a snack.  
\_\_\_\_ smell is a snack!





“Chet is with my flock!”


quacks Deb.

“Mom, Dad! This snack is so good!”



But Chet could not spot the snack. He slips past the kits that still nap to look for it.

—Fold—




Then Peg and Chuck get up.

“Chet!” yells Peg.

“Chet!” yells Chuck.

Fold



Peg spots Deb Duck.

“Debi!” yells Peg. “Deb, can you see Chet?”

“Yes!” quacks Deb.



Name: \_\_\_\_\_

Look at the picture. Say the word. Identify the ending sound. Color in the box with the matching ending sound.

# STAR/MKAS

## Test Prep Practice



n m z



m n j



j r g



s w k



v t r



v f o



l w t



w s z



e f r



s z t

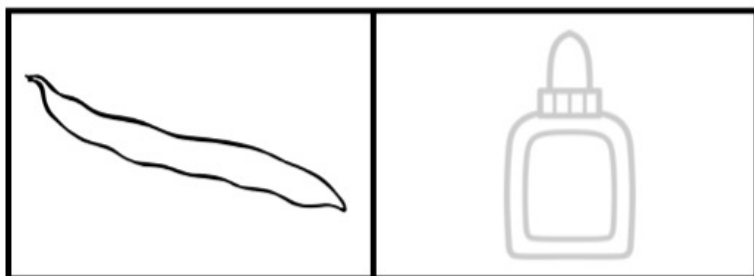
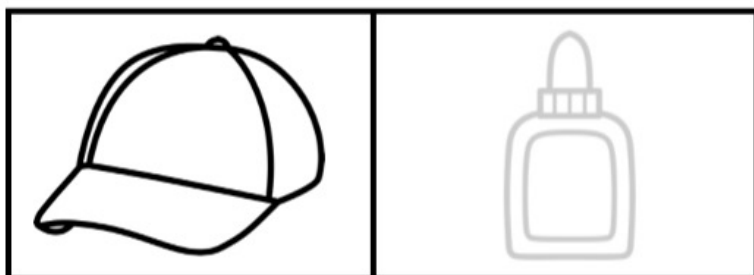
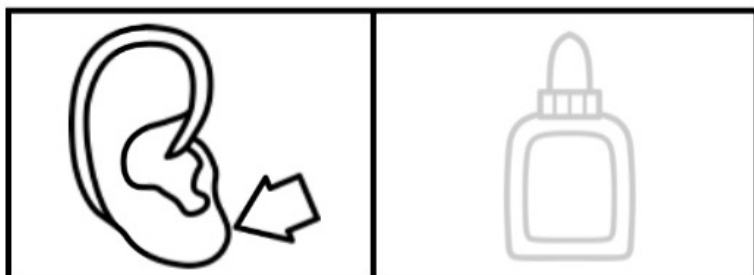




Name: \_\_\_\_\_

Cut out the vowels. Say the name of the picture.  
Determine the vowel sound and glue the correct  
vowel sound next to the picture.

# STAR/MKAS

## Test Prep Practice



STAR/MKAS Test Prep Practice Pages by Mrs. K's Klubhouse

a

e

a

o

o

e

i

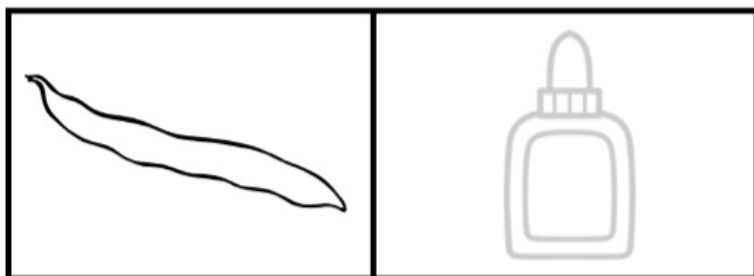
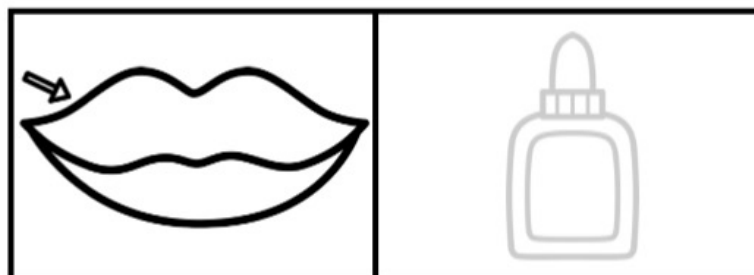
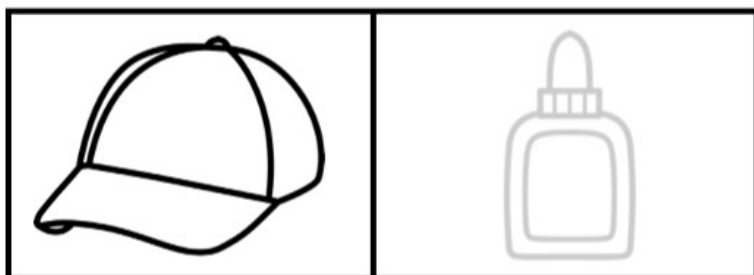
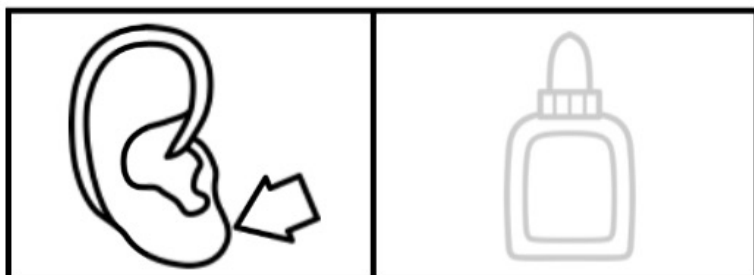


u

Name: \_\_\_\_\_

Cut out the vowels. Say the name of the picture.  
Determine the vowel sound and glue the correct  
vowel sound next to the picture.

# STAR/MKAS

## Test Prep Practice



STAR/MKAS Test Prep Practice Pages by Mrs. K's Klubhouse

ă

ē

ā

ō

ō

ě

ĩ


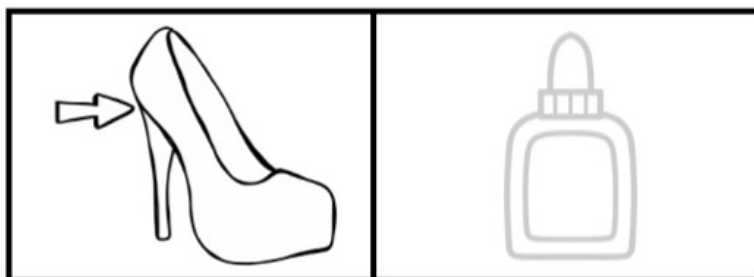
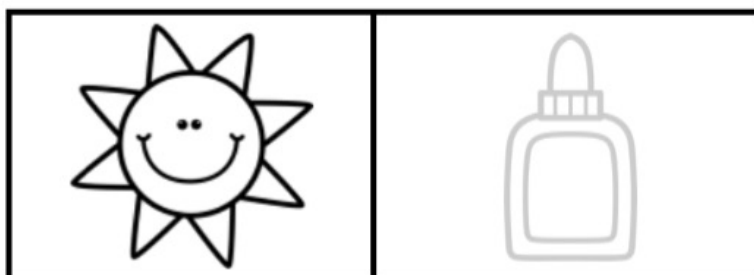
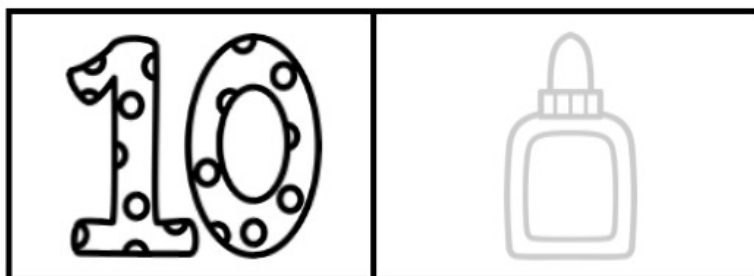

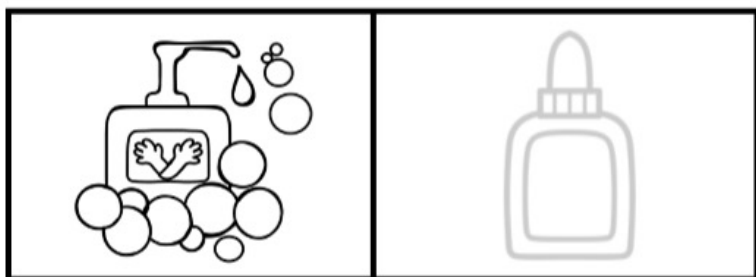
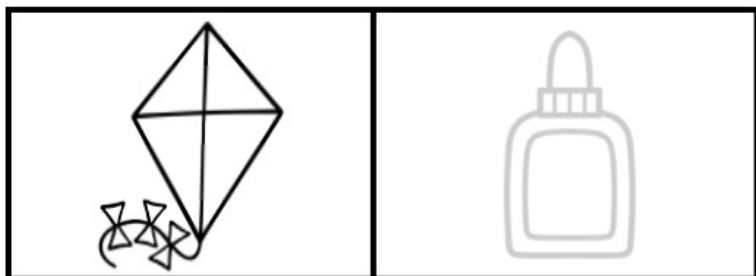
ū

Name: \_\_\_\_\_

Cut out the vowels. Say the name of the picture.  
Determine the vowel sound and glue the correct  
vowel sound next to the picture.

# STAR/MKAS

## Test Prep Practice



STAR/MKAS Test Prep Practice Pages by Mrs. K's Klubhouse

ō

ǔ

ē

ī

ě

ĩ

ā

ă



Name:

Weekly Language Review - Q3:7

Week of:

Monday	Tuesday
<p>Read and Check.</p> <p><input type="checkbox"/> down      <input type="checkbox"/> did</p> <p><input type="checkbox"/> day      <input type="checkbox"/> get</p>	<p>Find and circle this week's words.</p> <p>do down did way day get</p> <p>go get up down by day did</p>
<p>Write the missing letters. Write the word.</p> <div data-bbox="246 617 391 758"> </div> <div data-bbox="402 680 760 758"> <p>_____ape_____</p> </div>	<p>Draw a picture to show the opposite of THIN.</p> <div data-bbox="862 674 948 898"> <p>Thin</p> </div>
<p>Spell the word.</p> <div data-bbox="191 1083 246 1167"> <p>7</p> </div> <p>_____</p> <p>_____</p> <p>_____</p>	<p>Circle the missing word.</p> <p>Who      What      When</p> <p>_____ are you doing?</p>
<p>Circle the NOUN. Underline the VERB.</p> <p>The flowers grew.</p>	<p>Add detail to the sentence.</p> <p>The flowers grew</p> <p>_____</p> <p>The _____ flowers grew.</p>
<p>Add the words. scream whisper</p> <div data-bbox="185 1671 228 1965"> </div> <p>Scream</p> <p>talk</p> <p>Whisper</p>	<p>Add the words. sprint jog</p> <div data-bbox="911 1671 954 1965"> </div> <p>_____</p> <p>_____</p> <p>run</p> <p>_____</p> <p>_____</p>

## Wednesday

Trace and Write.

down

day

Circle the missing word.

from in out

Put your toys \_\_\_\_\_ the box.

Spell the word.



\_\_\_\_\_  
\_\_\_\_\_  
\_\_\_\_\_

Circle the NOUN. Underline the VERB.

The frog jumped.

Add the words. leap hop



jump

## Thursday

Trace and Write.

did

get

How many syllables in butterfly?



\_\_\_\_\_  
\_\_\_\_\_  
\_\_\_\_\_

Write the sentence correctly.

wait for me

\_\_\_\_\_  
\_\_\_\_\_  
\_\_\_\_\_  
\_\_\_\_\_  
\_\_\_\_\_

Add detail to the sentence.

The frog jumped

The frog jumped \_\_\_\_\_.

Add the words. move boogie



dance