

• Name: _____

CLASSROOM NEWSLETTER

March. 24-28, 2025

1D

Homework:

- Read for 20 minutes and fill in your reading log every day.
- Practice reading and writing the spelling words **and sight words**.
- Complete the attached worksheets and turn in on Friday with the reading log.
- Complete 45 minutes of iReady every week!
- Scholars who are not completing 45 minutes minimum will loose points.

Assessments:

- 3/25- Social Studies Test
- 3/26- Reading Sight Words Test
- 3/27- M5W3 Comprehension Test
- 3/27- Spelling Test
(Students should be able to spell the sight words along with spelling words.)

1E

Upcoming Events

- **Greek Independence Day-
March 25th
(wear blue or white)**
- 3rd Quarter Ends- March 28th

Teacher Planning Days


- No School- March 31st
- No School - April 18th

HMH Module 5:


Now You See It, Now You Don't

Week 3

Essential Question: Why do light and dark come and go?



Reading Skills



Phonics - Final Blends


Spelling Words:

- | | |
|---------|------------|
| 1. jump | 7. trap |
| 2. lamp | 8. drum |
| 3. went | 9. trip |
| 4. fast | 10. grin |
| 5. must | 11. pants |
| 6. ant | 12. jumped |

Sight Words:

- | | |
|------------|---------|
| 1. teacher | 5. long |
| 2. laugh | 6. any |
| 3. think | 7. pull |
| 4. more | 8. done |

Weekly HMH Story:



Vocabulary:

Big Idea Words: solar, orbit, period

Vocabulary Skill: Suffixes -y and -ful

Story Vocabulary: early, waiting, touched, sloppy, blink

Fluency

Intonation

Writing


Imaginative
Story

Grammar

The Verb Be

Social Studies

Florida



Weekly Reading Log

March 24-28



	Book Title	Author	Read to Self	Read to Parent	Parent's Initials
Monday 20 Minutes	HMH Weekly Story: What Are You Waiting For? <small>*Assigned in the HMH app on the iPad</small>	Scott Menchin			
Tuesday 20 Minutes	HMH Weekly Story: What Are You Waiting For? <small>*Assigned in the HMH app on the iPad</small>	Scott Menchin			
Wednesday 20 Minutes	I chose to read:				
Thursday 20 Minutes	I chose to read:				

What was the Theme, or lesson you learned from a book you read this week? _____

Required Weekly Spelling & Sight Word Practice



You are required to complete and turn in your weekly spelling word and sight word practice.

On the next page, you will find 15 choices of activities to practice your weekly words. Please select **ONE** activity to complete on a separate piece of paper.



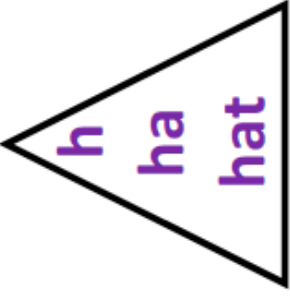
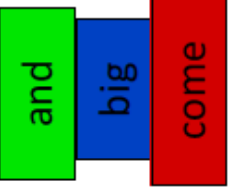






Please attach your completed practice to this homework packet before turning it in.

This will be a graded homework assignment.

You **MUST** practice spelling your sight words **AND** spelling words.

Spelling Choice Board

Sight
Words
Too

<p><u>Draw a Picture</u> Draw a picture to go with each of your words.</p> 	<p><u>Small, Medium, Large</u> that that that</p>	<p><u>Magic Words</u> Write your words using a white crayon. Color over it with marker.</p> 	<p><u>Pyramid Words</u></p> 	<p><u>ABC Order</u> Write your words in alphabetical order.</p> 
<p><u>Silly Story</u> Write a silly story using all of your words.</p> 	<p><u>Rainbow Write</u> Use at least 3 colors to write each word.</p> 	<p><u>Rhyme Time</u> Write a rhyming word for each of your words. Your word: can Rhyming word: fan</p>	<p><u>Hidden Picture</u> Hide your words in a picture.</p> 	<p><u>Fancy Words</u> Write your words in a fancy style.</p> <p>you what have</p>
<p><u>Pattern Write</u> Write your word in a pattern with 2 colors.</p> 	<p><u>Forwards and Backwards</u> Write your words forwards and backwards. what → tahw</p>	<p><u>Opposite Hand</u> Write your words with your opposite hand.</p> 	<p><u>Type it Up</u> Use your computer to type your words in any font. came from where</p>	<p><u>Dot Words</u> Write your words and then dot over them.</p> 



Module 5 Sight Word Quiz

around	came	come	found
other	people	two	worked
again	away	because	cold
fall	full	or	pretty
any	done	laugh	long
more	pull	teacher	think

Name: _____

Date: _____ - _____ - _____

Directions: Write the correct ending blend for the word that matches the picture.

mp

lp

lt

ft



ju_____



me_____



be_____



sta_____



gi_____



sa_____



he_____



ra_____

Read the passage 3 times. Answer the questions below.

Underline your evidence using the colors that match the question.

Name _____

Main Idea & Details



Ice Cream

When you think about different flavors of ice cream, you may imagine chocolate, vanilla, and strawberry. But have you ever heard of ice cream with lobster in it? A shop in Bar Harbor, Maine serves lobster ice cream, which has real lobster pieces cooked, buttered, and folded into a buttery vanilla ice cream. A shop in New York tries out new one-of-a-kind ice cream flavors each day. Some of their creations include garlic ice cream, pizza ice cream, and corn on the cob ice cream. For Thanksgiving, you can have your turkey dinner and dessert all in one at another New York shop that makes Fresh Brown Turkey Ice Cream. If you are feeling really adventurous, you can make your way to Namja Town, an amusement park in Tokyo, Japan that serves squid ice cream, cow tongue ice cream, and even raw horse flesh ice cream!

--	--	--



What is the main idea of the story?

- 1) Namja Town is in Tokyo, Japan.
- 2) Ice cream can come in many unique flavors.
- 3) You can get garlic ice cream in New York.
- 4) Chocolate and vanilla are the most popular.



Describe lobster ice cream:



Which detail supports the main idea?

- 1) A shop in New York serves pizza ice cream.
- 2) Namja Town is an amusement park.
- 3) Most people like vanilla ice cream.
- 4) Cow tongue ice cream is not good.



What ice cream can you get at Namja Town? _____

Make an inference: Which flavor of ice cream would you expect to find at Namja Town? Circle words or phrases in the passage that gave you a clue.

A) Oreo B) Octopus C) Orange

