# Cereal Box Book Report



Title of the Book: Enemy Pie
Author: Derek Munson
# of Pages: 32
Rating:
STATER BROS.
Friendship Loops
Now in apple pie flavor!
NET WT 12.2 OZ (345g)

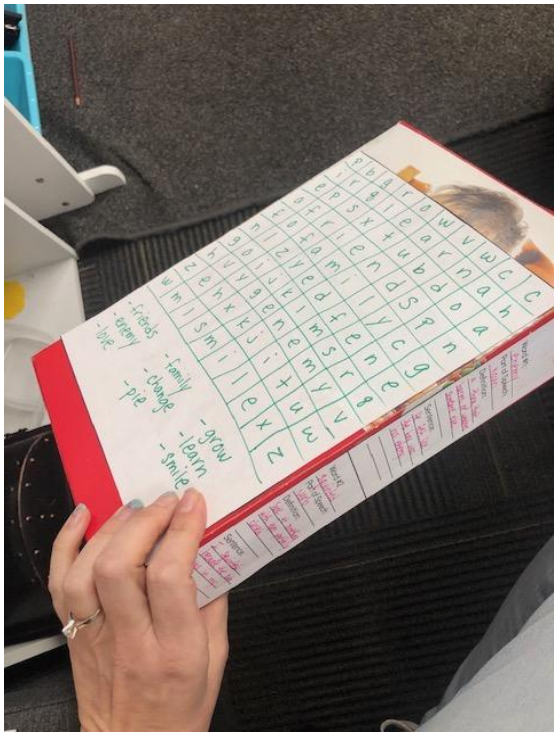
-friends
-enemy
-love
-family
-change
-pie
-grow
-learn
-smile


STATER BROS.
Glossary
Word #1:
Enemy
Part of Speech:
Noun
Definition:
A thing that harms or weakens someone else
Sentence:
He felt like the boy was his enemy.
Word #2
Squinted
Part of Speech:
Verb
Definition:
Sentence:


STATER BROS.
Ingredients
Characters:
Boy, his dad, and the new neighbor boy (Jeremy Ross).
The boys didn't get along at first, but then they got to know Eachother and were friends.
Setting:
The story takes place at both of the boys' houses.

Summary of the Book:
The boys didn't get along at first but then because friends and they got to know Eachother

# Cereal Box Book Report

For this project, you will use an empty cereal box to complete a book report on the book of your choice. Please use the attached templates in order to complete this project.

This project is due ____________________.

**Top of box:**

Title of the Book:________________________________________
Author: ______________________________ # of Pages: ________
Rating: ☆ ☆ ☆ ☆ ☆

**Inside the box:**

Cereal boxes sometimes include a prize. You will create something related to the topic of your book that will be the prize, then place it inside of your box. Your prize can be a surprise, or you can add a picture of your prize to the front of your box.

**Bottom of box:**

Summary of the Book:
____________________________________________________
____________________________________________________
____________________________________________________
____________________________________________________

Name____________________
Date__________

# Cereal Box Book Report Rubric

| | Points Possible | Points Earned |
|---|---|---|
| Student prepared and organized for presentation by the due date | 10 | |
| Cereal box colorful and neat | 15 | |
| Front of box includes cereal name and picture that relates to the text | 15 | |
| Back of box includes an original game related to the text | 20 | |
| One side of box includes characters and setting | 15 | |
| Other side of box includes two chosen words along with definitions and sentences | 15 | |
| Spelling, punctuation, and grammar are correct | 10 | |
| **Total** | **100** | |

Ingredients

Characters:
____________
____________
____________
____________
____________

Setting:
____________
____________
____________

Glossary

Word #1:
Part of Speech:
Definition:
Sentence:

Word #2
Part of Speech:
Definition:
Sentence:

**Front of box:** Invent a name for the cereal that is related to the title of the book and sounds like cereal. Do not use the exact title of the book. Choose a look for your cereal that goes with the book. Add your cereal name and picture below.

**Back of box:** Design a game that is based on the book. It can be a puzzle, word search, word scramble, maze, crossword puzzle, or other activity. Be sure to include information from the book.

# Cereal Box Book Report

For this project, you will use an empty cereal box to complete a book report on the book of your choice. Please use the attached templates in order to complete this project.

This project is due _____.

**Top of box:**

Title of the Book:_____

Author: _____ # of Pages: _____

Rating: ☆ ☆ ☆ ☆ ☆

**Inside the box:**

Cereal boxes sometimes include a prize. You will create something related to the topic of your book that will be the prize, then place it inside of your box. Your prize can be a surprise, or you can add a picture of your prize to the front of your box.

**Bottom of box:**

Summary of the Book:

_____

_____

_____

_____

## Ingredients

Characters:

Setting:

## Glossary

Word #1:

Part of Speech:

Definition:

Sentence:

Word #2

Part of Speech:

Definition:

Sentence:

**Front of box:** Invent a name for the cereal that is related to the title of the book and sounds like cereal. Do not use the exact title of the book. Choose a look for your cereal that goes with the book. Add your cereal name and picture below.

**Back of box:** Design a game that is based on the book. It can be a puzzle, word search, word scramble, maze, crossword puzzle, or other activity. Be sure to include information from the book.

Name_____
Date_____

# Cereal Box Book Report Rubric

| | Points Possible | Points Earned |
|---|---|---|
| Student prepared and organized for presentation by the due date | 10 | |
| Cereal box colorful and neat | 15 | |
| Front of box includes cereal name and picture that relates to the text | 15 | |
| Back of box includes an original game related to the text | 20 | |
| One side of box includes characters and setting | 15 | |
| Other side of box includes two chosen words along with definitions and sentences | 15 | |
| Spelling, punctuation, and grammar are correct | 10 | |
| **Total** | **100** | |

# Thank You!

I appreciate your support and hope that you and your students have tons of fun with this resource. Learning should be fun, and I strive to create resources that allow for rigorous learning opportunities while also keeping students engaged. I hope you have a wonderful day!

Click here to follow me on TpT ❤️

## Other Products You Might Be Interested In: