

Dear Students and Parents,

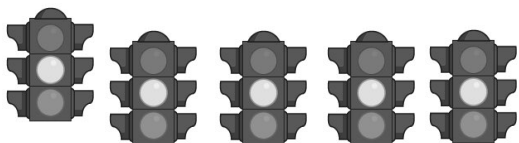
Parents, please download, print and staple this packet. Students should do one page of this packet each evening. They should work independently as much as possible. When the packet is complete, they should put it in their green folder and take it to school on Monday March 24, 2025. Additionally, 20 minutes on Freckle is required each week.


Please check green folders for Freckle.com login cards.

Warmly,


Kadisha Mills, Ph.D.

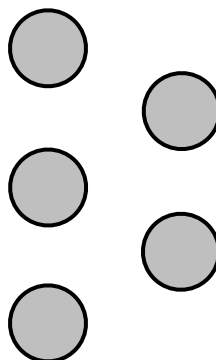
Name _____





--	--	--	--	--





Directions: 1 and 2 Count the objects. Color the boxes to show how many. 3 and 4 Count the objects. Say the number. Write the number.

Name _____

Lessons
3.1–3.6

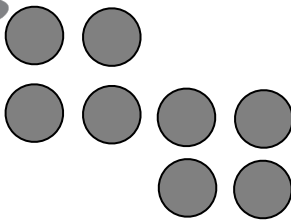
Review & Refresh (continued)

★ **5**

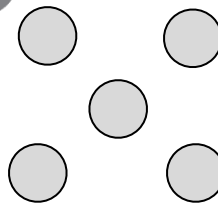
4

8


6



7



8

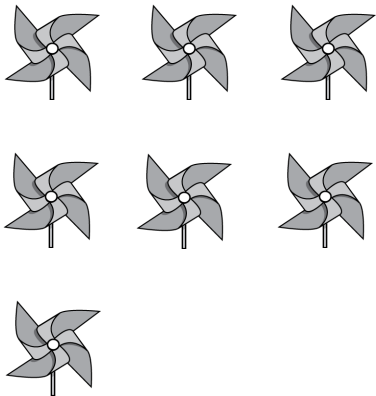
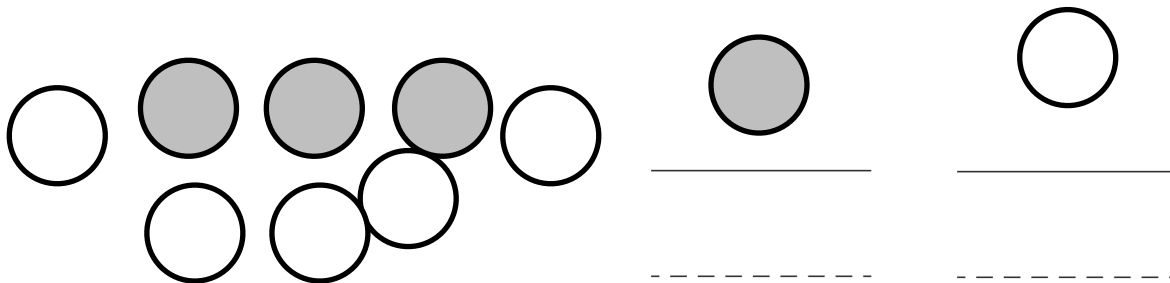


Directions: ★ Draw a line through the number that is less than the other number. Draw to show how you know. 6 and 7 Count the dots. Say the number. Write the number. 8 Count the




Name

Lessons 3.1–3.6

Review & Refresh (continued)






Directions: Count the objects.  Write the number. Circle the number that is greater than the other number.  and  Color the boxes to show how many.

Name _____


Lessons
3.1–3.6

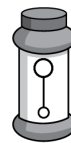
Review & Refresh (continued)

12



13





Directions: 12 Count the flowers. Say the number. Write the number. 13 Count the objects in the picture. Say the number. Write the number.