

• Name: _____

CLASSROOM NEWSLETTER

March. 17-21, 2025

1D

Homework:

- Read for 20 minutes and fill in your reading log every day.
- Practice reading and writing the spelling words **and sight words**.
- Complete the attached worksheets and turn in on Friday with the reading log.
- Complete 45 minutes of iReady every week!
- Scholars who are not completing 45 minutes minimum will loose points.

Assessments:

- 3/18- M5W2
Comprehension Test
- 3/18- Spelling and Sight Word Test
(Students should be able to spell the sight words along with spelling words.)

1E

Upcoming Events

- Spirit Day PTO - March 17th
- 3rd Quarter Ends- March 28th
- No School- March 31st



HMH Module 5:

Now You See It, Now You Don't

Week 2

Essential Question: Why do light and dark come and go?

Reading Skills

Make and Confirm Predictions



Before you read, make a guess, or a prediction, about what a text will be about.

Find evidence to help you make a prediction. Use what you know about:

- text features
- the genre
- the structure of the text

I think _____ will happen because _____.

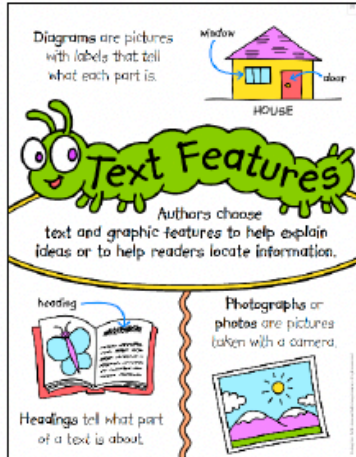
As you read, stop to think about your prediction.

Was my prediction correct?

Yes: You confirmed your prediction. Keep reading!

No: Adjust your prediction or make a new one. Then keep reading.


Diagrams are pictures with labels that tell what each part is.



Text Features


Authors choose text and graphic features to help explain ideas or to help readers locate information.

heading



Headings tell what part of a text is about.

Photographs or photos are pictures taken with a camera.



Make Connections

When you read, find ways that the text is like things in your own life and other texts you have read.

It all starts here!

Text to Self
This reminds me of when I...

Text to Text
This is like another book I read...

Text to World
This is like something that happened in my community...

IDEAS and SUPPORT

When authors write to persuade, they want readers to do or believe something.

OPINION
What does the author think or feel?

I think...
I believe...
I feel...
... is the best...

REASONS
What reasons support the opinion? Look for facts, or things that can be proved.

EXAMPLES
What examples or details tell more about the reasons?

Phonics - Initial Blends with r Spelling Words:

- | | |
|----------|------------|
| 1. drip | 7. flap |
| 2. trap | 8. clap |
| 3. drum | 9. sled |
| 4. trip | 10. club |
| 5. grin | 11. try |
| 6. scrub | 12. branch |

Sight Words:

- | | |
|------------|---------|
| 1. again | 5. fall |
| 2. away | 6. full |
| 3. because | 7. or |
| 4. pretty | 8. cold |

Weekly HMH Story:



Vocabulary Words:

Big Idea Words: solar, orbit, period

Story Vocabulary: faces, shines, fades, pattern, seasons, weather

Fluency

Phrasing

Writing

Imaginative
Story

Grammar

Verbs and Time

Social Studies

Florida



Weekly Reading Log

March 17-21



*Please ✓ one

	Book Title	Author	Read to Self	Read to Parent	Parent's Initials
Monday 20 Minutes					
Tuesday 20 Minutes					
Wednesday 20 Minutes					
Thursday 20 Minutes	I chose to read:				

Can you find any **text features** in any of the books you read this week? If yes, which ones?

Required Weekly Spelling & Sight Word Practice



You are required to complete and turn in your weekly spelling word and sight word practice.

On the next page, you will find 15 choices of activities to practice your weekly words. Please select **ONE** activity to complete on a separate piece of paper.



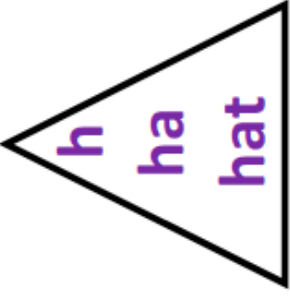
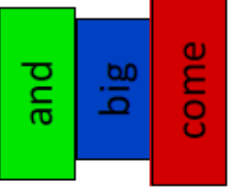






Please attach your completed practice to this homework packet before turning it in.

This will be a graded homework assignment.

You **MUST** practice spelling your sight words **AND** spelling words.

Spelling Choice Board

Sight
Words
Too

<p><u>Draw a Picture</u> Draw a picture to go with each of your words.</p> 	<p><u>Small, Medium, Large</u> that that that</p>	<p><u>Magic Words</u> Write your words using a white crayon. Color over it with marker.</p> 	<p><u>Pyramid Words</u></p> 	<p><u>ABC Order</u> Write your words in alphabetical order.</p> 
<p><u>Silly Story</u> Write a silly story using all of your words.</p> 	<p><u>Rainbow Write</u> Use at least 3 colors to write each word.</p> 	<p><u>Rhyme Time</u> Write a rhyming word for each of your words. <u>Your word:</u> can <u>Rhyming word:</u> fan</p>	<p><u>Hidden Picture</u> Hide your words in a picture.</p> 	<p><u>Fancy Words</u> Write your words in a fancy style.</p> <p>you what have</p>
<p><u>Pattern Write</u> Write your word in a pattern with 2 colors.</p> 	<p><u>Forwards and Backwards</u> Write your words forwards and backwards. what → tahw</p>	<p><u>Opposite Hand</u> Write your words with your opposite hand.</p> 	<p><u>Type it Up</u> Use your computer to type your words in any font. came from where</p>	<p><u>Dot Words</u> Write your words and then dot over them.</p> 

Name: _____

Mystery State

Do you know which state is shown in the picture? Use a map of the USA to help you figure out which one it is. Then complete the information at the bottom.



State Name: _____


State Capital: _____

State Nickname: _____

State Bird: _____

State Flower: _____

Bordering States: _____





Label the following cities on your map.

- Fort Lauderdale
- Jacksonville
- Key West
- Miami
- Orlando
- Port St. Lucie
- Sarasota
- St. Augustine
- Tallahassee
- Tampa

Label the following bordering states on your map.

- Alabama
- Georgia

Label the following bodies of water on your map.

- Lake Okeechobee
- Gulf of Mexico
- Atlantic Ocean

Color your map as instructed below.

- Color Florida green.
- Color the bodies of water blue.
- Color the bordering states yellow.

Name: _____



Cat in Danger

By Guy Belleranti

Florida Panthers

What is a Florida Panther?

A Florida panther is a big wild cat that lives in Florida. It is the state animal of Florida! These cats are rare and need our help to stay safe.

What Do They Look Like?

Florida panthers have short fur that is tan or brown. They have long tails and strong legs. One special thing about them is that their tails have a little curve!

Where Do They Live?

Florida panthers live in forests and swamps. They like places with trees and plants where they can hide and hunt.

What Do They Eat?

Florida panthers eat meat. They hunt animals like deer, rabbits, and even small alligators! They are great hunters and like to move at night when it is quiet.

Baby Panthers

Panther moms have 1 to 3 baby panthers, called kittens. Kittens have spots on their fur to help them hide. When they grow up, their spots disappear.

Why Do Panthers Need Help?

A long time ago, there were many Florida panthers, but now there are only a few left. Their homes are getting smaller because people are building houses and roads. Cars also hurt panthers when they try to cross the roads.

How Can We Help?

Protect the forests and swamps where panthers live.

Drive carefully in areas where panthers might be crossing.

Learn about panthers and tell others why they are important!

Florida panthers are special, and we should take care of them!



Florida panther kittens have spots to help them blend in with their surroundings.

Name: _____

Cat in Danger

By Guy Belleranti



Answer the questions in complete sentences:

- 1. What is the state animal of Florida?

- 2. What color is a Florida panther's fur?

- 3. What is special about a Florida panther's tail?

- 4. Where do Florida panthers like to live?

- 5. What kind of food do Florida panthers eat?

- 6. What are baby panthers called?

- 7. Why do baby panthers have spots?

- 8. What is happening to the Florida panthers' homes?

- 9. What are some ways we can help protect Florida panthers?

- 10. Why do you think Florida panthers are important?

