

SECTIONS: KA-KE

NAME: \_\_\_\_\_

WEEK: 03/10- 03/14

TO DO LIST

## Reminders

- Please use the weekly learning discoveries as you read the short stories to help aid in exams at the end of the week.
- Homework is turned in every Friday inside the blue folder.
- Students need to know how to read the Sight Words on their own without help.
- Students need to know how to write the spelling words on their own.
- Please complete 45 minutes of I-ready lessons that is due every Friday morning.

## Weekly Assessment(s):

- Module Assessment (weekly skills)
- Weekly Reading Comprehension Test (based on weekly texts)
- Sight word test (students say the sight word sentences aloud)
- Spelling Test (students write the words on their own).

Monday:

- Complete Monday's Section
- Daily STAR Prep WS 1
- Complete I-ready 15 min (Graded Friday)
- Study Sight word sentence: I will not go down the hill.

Tuesday:

- Complete Tuesday's Section
- Daily STAR Prep WS 2
- Read Hop in, Jill!
- Complete I-ready 15 min (Graded Friday)

Wednesday:

- Complete Wednesday's Section WS
- Complete 15 min FRECKLE Website OPTIONAL Extra practice for state exam
- Daily STAR Prep WS 3
- Read Ducks

Thursday:

- Complete Thursday's Section WS
- STAR Prep WS 4
- Complete I-ready 15min (graded Friday)

## WEEKLY LEARNING DISCOVERIES:

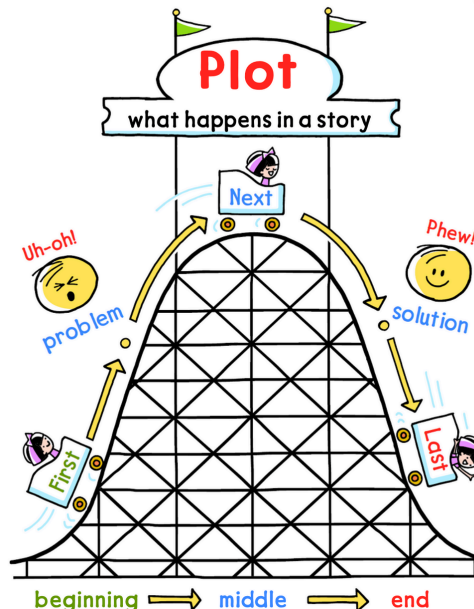
Characters

the people, animals, or creatures in a story

Setting

where and when a story takes place

**Story Elements**  
the parts of a story



**Floss Rule:**

When /f/, /l/, /s/, or /z/ is heard after a short word, a short vowel, and a one syllable word, the /f/, /l/, /s/, /z/ are doubled at the end of the word.

ff ll ss zz

## MODULE 7 - WEEK 1

Essential Question:

What can I learn when I look closely?

### Weekly Texts :

Reading Comprehension Skill:  
Describe Setting

Reading Comprehension strategy:  
• Retelling



Genre: Fiction  
Lexile® Measure: AD610L  
Guided Reading Level: M



Genre: Fiction  
Lexile® Measure: AD240L  
Guided Reading Level: F

Spelling Words:  
duck, off, spill, stuff, Jill

Phonics:  
Double Final Consonants and Final -ck

Writing:  
Narrative Writing

Grammar-  
Prepositions

Vocabulary:  
Watch, wonder, world

HFW & Sight Words:  
down, off, so, will

# Ducks

by Ivy Akana



©outcast85/stockphoto/Getty Images

Ducks land on a pond to rest.  
Ducks gab. Quack! Quack!

-Fold-

This book belongs to

\_\_\_\_\_  
\_\_\_\_\_  
\_\_\_\_\_



Ducks get wet! But ducks  
have slick backs. So, wet  
stuff just spills off.

©Mary Cantrille/Alamy Stock Photo

## WORD WORK



### Blend and Read

Read these words. What is  
the same?



-ll

bill    spill  
hill

-ck

quack  
quick    slick

-ff

stiff    stuff



### Word Hunt

Find these words in the story.

get    red    have

©AEP photographic/Shutterstock





No! The ducks spot the fox.  
Quick! Flap, ducks! Flap!  
Flap! Flap!

©Gay Bungamer/Alamy Stock Photo, ©Riky66/Dreamstime



Will ducks nest here? Yes!  
Mom Duck gets sticks for  
a nest.

©AEPhotographic/Shutterstock

-Fold-



Ducks have stiff bills.  
They dip stiff bills in  
the pond to nab snacks.

©MOONFLASH-LONDON/Stockphoto/Getty Images

Fold



A red fox jogs down the hill.  
Will it get the ducks?

©wonderful-Earth.net/Alamy Stock Photo

# Hop In, Jill!

by Ivy Akana  
illustrated by Alyssa Peterson



Fold

This book belongs to

“Jill! Nick!” quacks Mom Duck.  
“Come down to the dock.”

WORD  
WORK



**Speed Read**

Read these words to be a better reader.

get      come      down  
so      off      will



**Show You Know**

Tell about the story.

Jill      ducks      dock

The \_\_\_\_ are by the dock.  
Nick hops off the \_\_\_\_.  
\_\_\_\_ slips and gets wet.



Fold

“Hop in,” Mom tells Jill.  
But Jill did not hop.  
“I will not,” Jill quacks.





“Well,” Jill quacks. “I am wet.  
And it is not so bad!”  
Jill gets a kiss from Mom.



“Hop in, Jill!” quacks Mom.  
“Mom, my fuzz will get wet.  
So I will stand on the dock.”

Fold



“And miss the fun?” yells Nick.

Nick runs past Jill and hops off.

Fold



Jill steps back. But the dock is slick. Jill slips!

“Mom!” yells Nick. “Jill fell in!”

Name:

Weekly Language Review - Q3:5

Week of:

## Monday

Read and Check.

☐

been

☐

who

☐

called

☐

oil

## Tuesday

Find and circle this week's words.

been be who so oil called

we who been can called oil


Write the missing letter. Write the word.



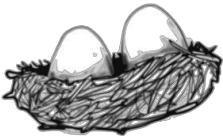
h \_ \_ t

Draw a picture to show the opposite of SOFT.

Soft



Spell the word.



\_\_\_\_\_  
\_\_\_\_\_  
\_\_\_\_\_

Circle the missing word.

Who What When

\_\_\_\_\_ is on the phone?

Circle the NOUN. Underline the VERB.

The boy slept.

Circle the NOUN. Underline the VERB.

The girl read.

Finish the sentence.

\_\_\_\_\_

The bird \_\_\_\_\_

Finish the sentence.

\_\_\_\_\_

The tree \_\_\_\_\_

## Wednesday

Trace and Write.

been

colled

Circle the missing word.

off for of

The girl fell \_\_\_\_\_ her bike.

Spell the word.



\_\_\_\_\_  
\_\_\_\_\_  
\_\_\_\_\_

Circle the NOUN. Underline the VERB.

The worm dug.

Finish the sentence.

The dog \_\_\_\_\_

## Thursday

Trace and Write.

who

oil

How many syllables in cherry?



\_\_\_\_\_  
\_\_\_\_\_  
\_\_\_\_\_

Write the sentence correctly.

jim and i played

\_\_\_\_\_  
\_\_\_\_\_  
\_\_\_\_\_  
\_\_\_\_\_  
\_\_\_\_\_

Circle the NOUN. Underline the VERB.

The runner fell.

Finish the sentence.

The fish \_\_\_\_\_



Name: \_\_\_\_\_

Look at the picture. Say the word. Identify the beginning sound. Color in the box with the matching beginning sound.

# STAR/MKAS

## Test Prep Practice



a g e



g r v



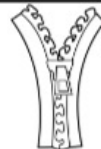
e i a



u o a



g d b



s c z



s z c



x a e



t j g



y w u

Name: \_\_\_\_\_

Cut out the the pieces. Sort and glue the pieces in the correct column based on if the two pictures start the same.

# STAR/MKAS

## Test Prep Practice


**Start the Same**



**Don't Start the Same**



STAR/MKAS Test Prep Practice Pages by Mrs. K's Klubhouse



Name: \_\_\_\_\_

Cut out the pieces. Sort and glue the pieces in the correct column based on if the two pictures start the same.

# STAR/MKAS

## Test Prep Practice






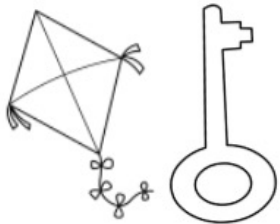
**Start the  
Same**



**Don't Start  
the Same**



STAR/MKAS Test Prep Practice Pages by Mrs. K's Klubhouse



Name: \_\_\_\_\_

Look at the pictures. Identify the beginning sounds in each word. Color in the box with the beginning sound that is different.

# STAR/MKAS

## Test Prep Practice

