

SECTIONS: KA-KE

NAME: _____

WEEK: 02/23- 02/27

TO DO LIST

Reminders

- Please use the weekly learning discoveries as you read the short stories to help aid in exams at the end of the week.
- Homework is turned in every Friday inside the blue folder.
- Students need to know how to read the Sight Words on their own without help.
- Students need to know how to write the spelling words on their own.
- Please complete 45 minutes of I-ready lessons that is due every Friday morning.

Weekly Assessment(s):

- Module Assessment (weekly skills)
- Weekly Reading Comprehension Test (based on weekly texts)

Monday:

- Complete Monday's Section
- Daily STAR Prep WS 1
- Complete I-ready 15 min (Graded friday)

Tuesday:

- Complete Tuesday's Section
- Daily STAR Prep WS 2
- Read Hand Fins
- Complete I-ready 15 min (Graded friday)

Wednesday:

- Complete Wednesday's Section WS
- Complete 15 min FRECKLE Website OPTIONAL Extra practice for state exam
- Daily STAR Prep WS 3
- Read Can Ben Get It?

Thursday:

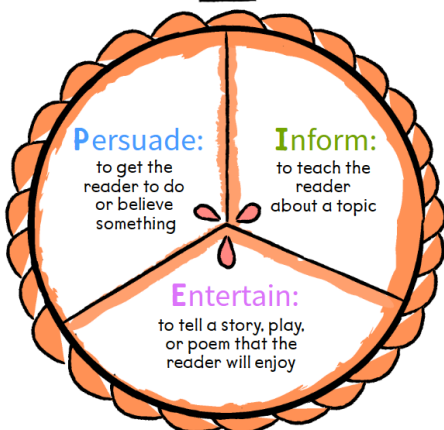
- Complete Thursday's Section WS
- STAR Prep WS 4
- Complete I-ready 15min (graded friday)

WEEKLY LEARNING DISCOVERIES:

Author's Purpose

the reason why an author writes a text

It's as easy as **PIE** to remember...



What Is Most Important?

Think about what you **need** to know.



Central Idea and Key Details

topic

what a text is about in one or two words

central idea

the most important idea in a text

key details

facts or examples that give information about the central idea

Keys

Keys open doors.

This key opens the front door.
This key opens the garage door.
This key opens a secret door!

MODULE 6 - WEEK 4

Essential Question:

What makes the USA special?

Weekly Texts :



Genre: Fiction
Lexile® Measure: 540L
Guided Reading Level: K



Genre: Informational Text
Lexile® Measure: 450L
Guided Reading Level: H

Reading Comprehension Skill:
Author's Purpose

Reading Comprehension strategy:
• Supporting Key Details

Spelling Words:
N/A

Phonics:
Consonant Blends review

Writing:
Informational Writing


Grammar-
Singular / Plural Vowel Review
Pronouns review

Vocabulary:
American, crowd, customer

HFW & Sight Words:
N/a



Houghton
Mifflin
Harcourt
hmhco.com



Hand Fins

by Bryan Langdo
illustrated by Teresa Martinez

This book belongs to

It is hot. Ben steps in the
pond and gets wet.

WORD WORK



Speed Read

Read these words.


hot gets said
when cut must




Picture Hunt

Find these pictures in the story.

pond hand band



Ben has fun. Ben flaps
and flops!
But Ben can not go fast.



Ben zips in the pond!

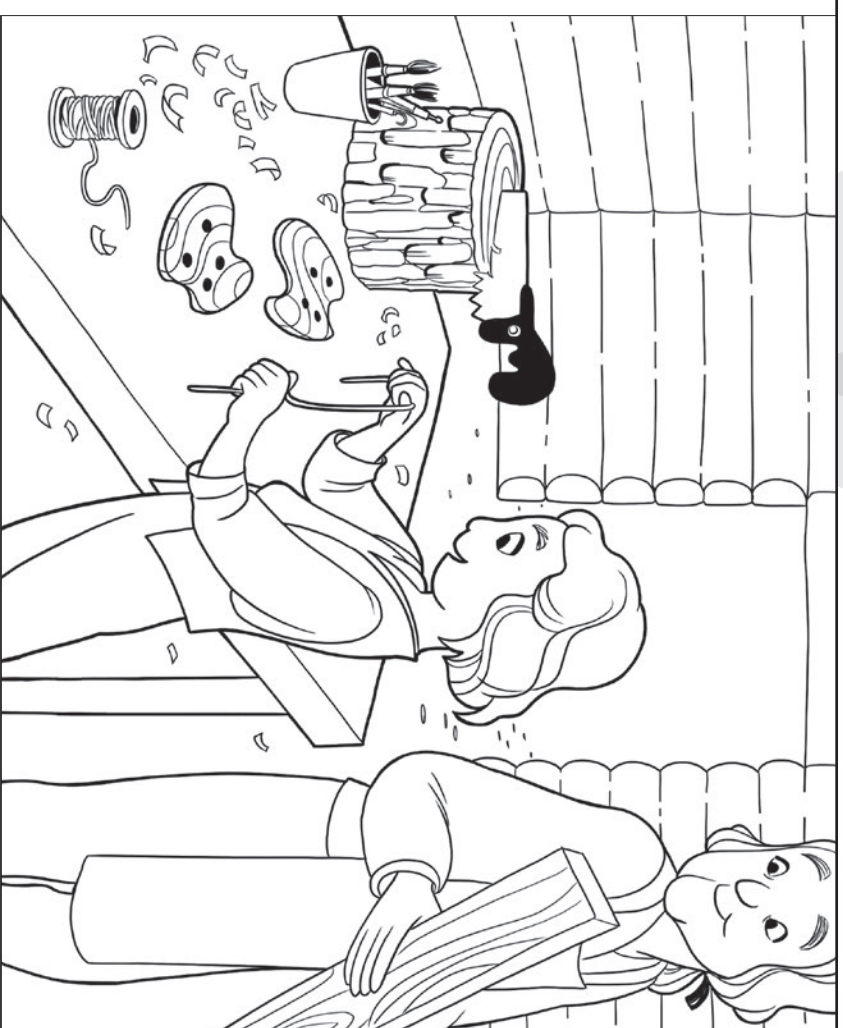
Ben did it!

“Hand fins are fast!” said Ben.



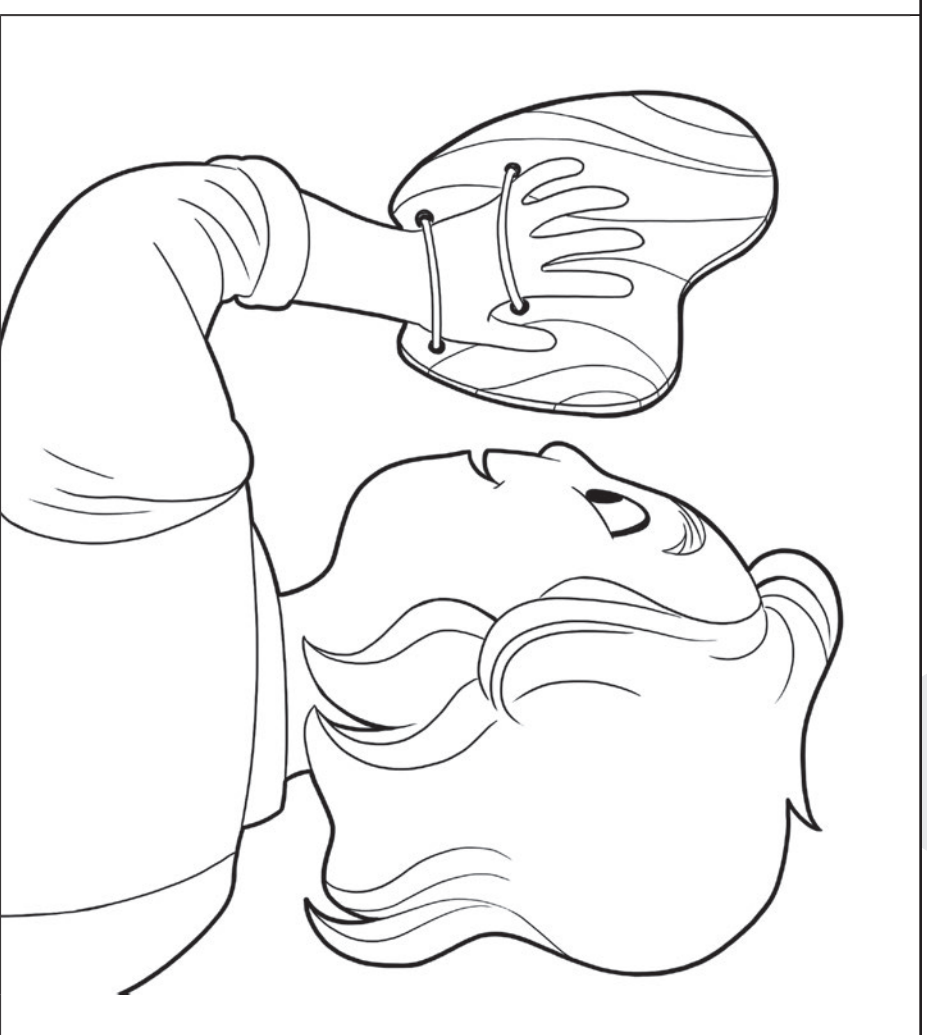
“I must have fins to go fast!”

said Ben.



Ben cut and cut. He cut big,
flat fins. The fins had slots
and bands.

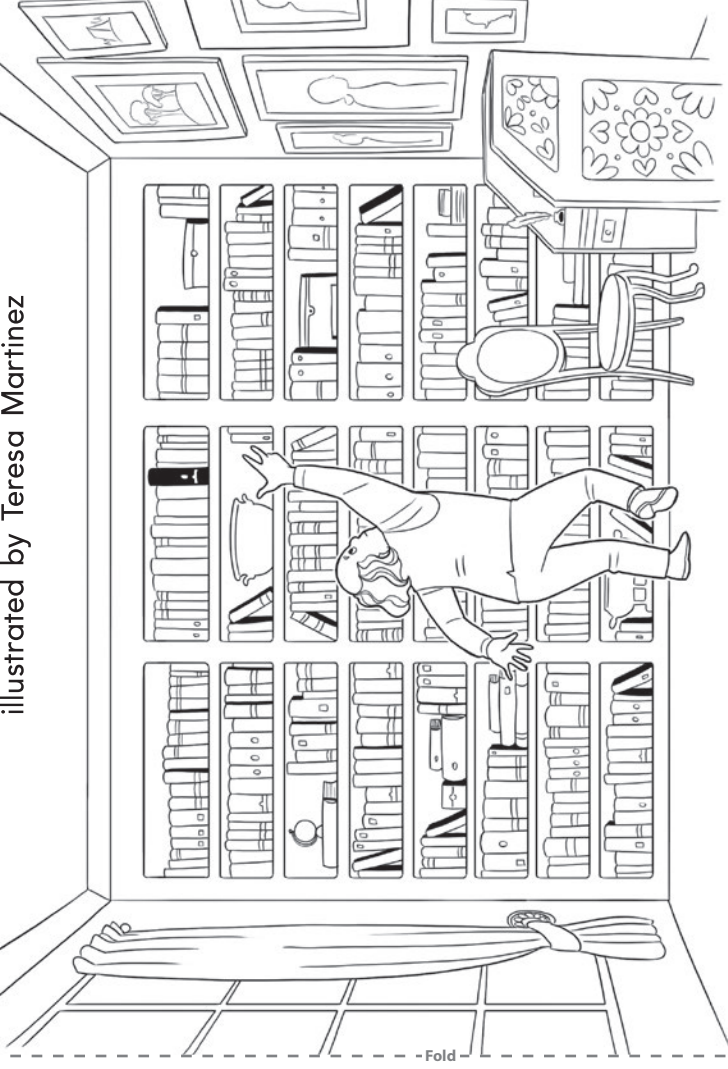
— Fold —



When Ben slips a fin on
his hand, it fits.

Can Ben Get It?


by Bryan Langdo
illustrated by Teresa Martinez



-Fold-

This book belongs to

“I must get that,” Ben said.
Ben hops and hops.



Ben stands on a step, but he
can not snag it.

WORD WORK



Blend and Read

Read these words. What is
the same?


step snag clip
last stands



Word Hunt

Find these words in the story.

but that get




Ben did it! At last!




Ben must not quit.
"Got it!" said Ben.

-Fold-



Ben got a rod. Ben fit a clip
on the rod.

— Fold —



When Ben tips the rod, the
clip snags it!

Name: _____

Weekly Language Review - Q3:4

Week of: _____

Monday

Read and Check.

☐

no

☐

could

☐

way

☐

people

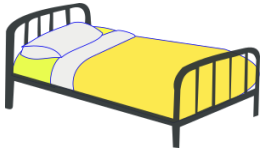
Tuesday

Find and circle this week's words.

what no not way people

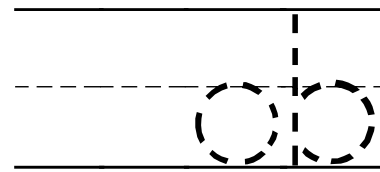
could then way no could

Write the missing letter. Write the word.



 b d

Write a word that rhymes with MOB.



Draw a picture to show the opposite of SLOW.



Circle the missing word.

Where Why How


_____ many crayons are there?

Add punctuation.

. ? !

I'm so excited _____

Spell the word.



Circle the NOUN. Underline the VERB.

The boy ran.

Circle the NOUN. Underline the VERB.

The tree grew.



Wednesday

Trace and Write.

no

wow

Circle all the animals that belong in a ZOO.



Circle the missing word.

in out on

Put the cake _____ the oven.

Add punctuation.

. ? !

The girl went to school _____

Circle the NOUN. Underline the VERB.

The dog ate.

Thursday

Trace and Write.

could

people


How many syllables in marker?



Write the sentence correctly.

the bird flew fast.

Spell the word.



Circle the NOUN. Underline the VERB.


The girl sleeps.


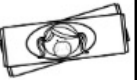
Name: _____



Cut out the pieces. Glue the letters to complete the word by adding the beginning sound.

STAR/MKAS



Test Prep Practice



	et 
---	--



	um 
--	--

	in 
---	--

	ag 
--	--

	ub 
--	--

	ox 
---	---

	ib 
---	--

	en 
--	--

STAR/MKAS Test Prep Practice Pages by Mrs. K's Klubhouse


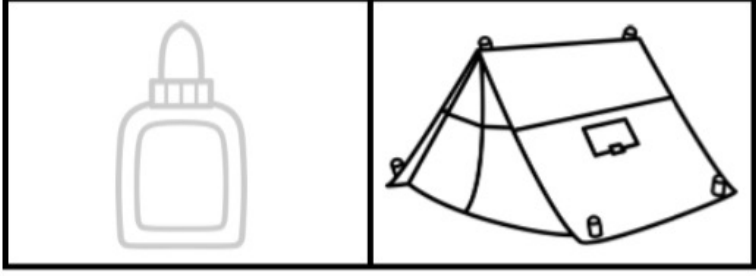
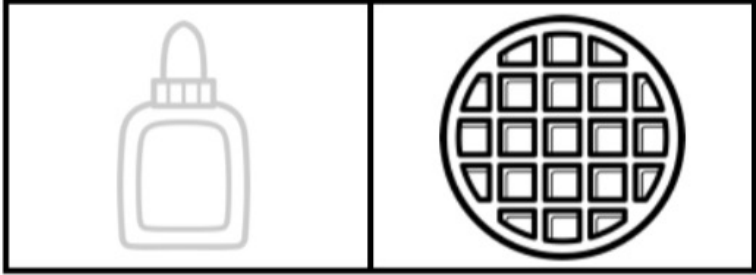
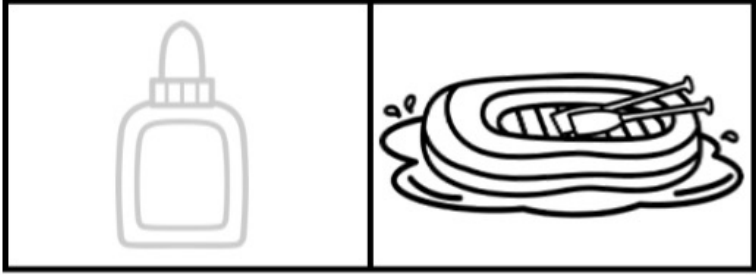

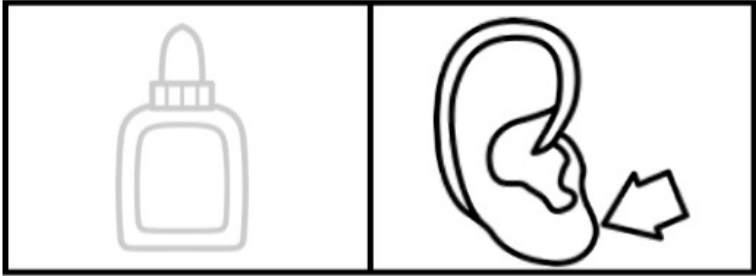


g	b	w	m
v	p	f	c

Name: _____


Cut out the pieces. Say the beginning sound for each picture. Sort the pictures based on which pictures have the same beginning sound.

STAR/MKAS

Test Prep Practice



STAR/MKAS Test Prep Practice Pages by Mrs. K's Klubhouse







Name: _____



Cut out the pieces. Glue the letters to complete the word by adding either the beginning or ending sound.


STAR/MKAS

Test Prep Practice



 ba	
---	---

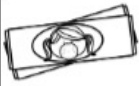

	ig 
--	--



	in 
---	--

 ne	
--	---

	ed 
--	--

	un 
---	---

 gu	
---	---

 ro	
--	---

STAR/MKAS Test Prep Practice Pages by Mrs. K's Klubhouse

f	w	t	b
m	d	g	r

Name: _____

Look at the picture. Say the word. Identify the beginning sound. Color in the box with the matching beginning sound.

STAR/MKAS

Test Prep Practice



n m t



f t p



r l g



r a p



c n g



w u y



d p a



v t l



v w n



d t b