

# Mrs. Jazmin's ELA Homework

Week of 02/24-02/28

Section: \_\_\_\_\_

Name: \_\_\_\_\_

## Homework Directions:

- Read for 20 minutes and fill in your Reading Log every day.
- Practice reading and writing the weekly Spelling Words and Sight Words.
- Complete the attached worksheets and turn in this homework packet on Friday.
- Complete 45 minutes of iReady every week!

## Reminders:

- Students need to bring their iPads fully charged every day.
- Students should always have their Archimedean and Purple folders in their backpacks.
- Please check your Archimedean folder every night for papers to either leave at home or complete and return to school.

## Assessments:

2/25- Selection

Quiz- The Best Season

2/27- M5W1

Comprehension Test

## Important Dates:

February 21 thru March 1- Read-a-thon

February 26- FUN Day! Wear the BLUE shirt

March 3 thru 7 - No School- Spring Break!



Sections:

1A-1B-1C

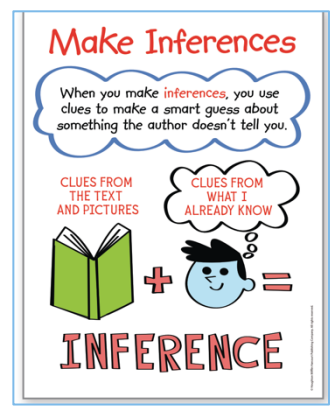



# HMH Module 5:

Now You see It, Now You Don't

## Week 1

Essential Question: Why do light and dark come and go?

### Reading Skills



#### Phonics -Initial Blends with I & Review

##### Spelling Words:

- |         |            |
|---------|------------|
| 1. flap | 7. stop    |
| 2. club | 8. step    |
| 3. flag | 9. spit    |
| 4. slam | 10. slid   |
| 5. clap | 11. tube   |
| 6. sled | 12. flower |

#### Sight Words:

- |          |           |
|----------|-----------|
| 1. two   | 5. around |
| 2. came  | 6. found  |
| 3. other | 7. worked |
| 4. come  | 8. people |

#### Weekly HMH story:



#### Vocabulary Words:

Sweep, rolls, universe, tilts, revolve, gravity, bank, trembling, nibbled, scrambled & tight.

#### Fluency

Expression

#### Writing

Imaginative  
Story

#### Grammar

Subject - Verb  
Agreement

#### Social Studies

Florida State

# Weekly Reading Log

February 24 - 28



\*Please ✓ one

	Book Title	Author	Read to Self	Read to Parent	Parent's Initials
Monday 20 Minutes	HMH Weekly Story: The Best Season <small>*Assigned in the HMH app on the iPad</small>	Nina Crews			
Tuesday 20 Minutes	HMH Weekly Story: The Best Season	Nina Crews			
Wednesday 20 Minutes	I chose to read:				
Thursday 20 Minutes	I chose to read:				

My favorite book this week was \_\_\_\_\_.

I liked this book because \_\_\_\_\_

\_\_\_\_\_

\_\_\_\_\_.

# Required Weekly Spelling & Sight Word Practice

You are required to complete and turn in your weekly spelling word and sight word practice.

On the next page, you will find 15 choices of activities to practice your weekly words. Please select **ONE** activity to complete on a separate piece of paper.

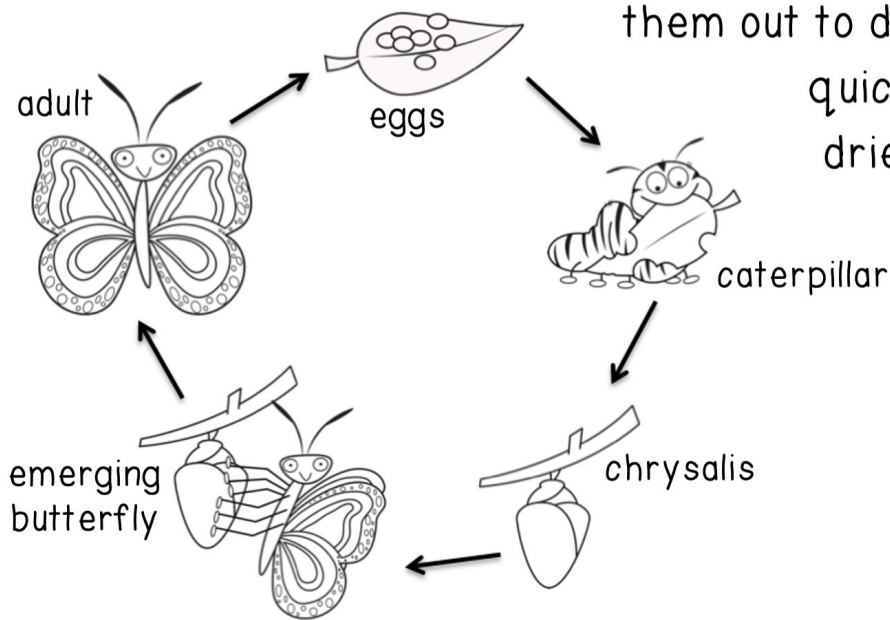
Please attach your completed practice to this homework packet before turning it in.

This will be a graded homework assignment.

# THE LIFE OF A BUTTERFLY

Butterflies start out as **eggs**. After about five days, a butterfly egg hatches and out comes a tiny **caterpillar**. The caterpillar is very hungry when it comes out of the egg. It eats and eats and grows very quickly. When the caterpillar is done growing, it sheds its skin and forms a **chrysalis**, which is also called a pupa. The chrysalis is brown or green so that it is camouflaged in nature. Inside the chrysalis, the caterpillar begins to change into a butterfly. This complete change is called **metamorphosis** (*met-uh-mor-fuh-sis*). The change happens quickly! Soon, the chrysalis opens and an **adult butterfly** emerges. When the butterfly first comes out, its wings are damp, so it spreads

them out to dry. Butterflies learn to fly quickly after their wings have dried. Then, an adult butterfly lays eggs, and the life cycle starts all over again.



Like all cycles, the life cycle of a butterfly repeats itself over and over. Can you think of any other cycles?

*Locate the text features and circle them with the correct colors.*

*Check each box as you find each text feature.*

☐ RED: bold text

☐ ORANGE: pronunciation

☐ YELLOW: labels

☐ GREEN: diagram

☐ BLUE: heading

☐ PURPLE: text box

Name: \_\_\_\_\_ Date: \_\_\_\_\_

# THE LIFE OF A BUTTERFLY

1 Do butterflies have live babies or do they lay eggs?

---

---

2 What happens during the caterpillar stage of the life cycle?

---

---

3 What needs to happen for butterflies to be able to fly?

---

---

4 In your own words, explain what chrysalis means.

---

---

5 Choose a nonfiction text feature used in this passage. Explain how it helps you understand the topic.

---

---

Name: \_\_\_\_\_

## Subject Verb Agreement

Fill in the right VERB.

1. The sun \_\_\_\_\_ bright.

**grows**

**grow**

2. The girl \_\_\_\_\_ a blue star.

**see**

**sees**

3. Maddie \_\_\_\_\_ on a star.

**wishes**

**wish**

4. The girls \_\_\_\_\_ stars.

**draws**

**draw**

5. The children \_\_\_\_\_ the moon.

**sees**

**see**

6. The sisters \_\_\_\_\_ at night.

**sleeps**

**sleep**

7. He \_\_\_\_\_ the moon.

**draws**

**draw**

8. He \_\_\_\_\_ a lot about the moon.

**knows**

**know**

9. My mother \_\_\_\_\_ at the sky.

**look**

**looks**

10. The moon \_\_\_\_\_ up the sky.

**lights**

**light**