


Name: _____



Newsletter & Homework

FEBRUARY
February 24-28, 2025

Homework:

- Read for 20 minutes and fill in your reading log every day.
- **Practice reading and writing the spelling words and sight words.**
- Complete the attached worksheets and turn in on Friday with the reading log.
- **Complete 45 minutes of iReady every week!**

(scholars who are not completing 45 minutes minimum will lose points)




Assessments:

2/27- M5W1
Comprehension Test
2/27- Spelling Test

Important Dates:

Fun Day
Wear BLUE
Feb. 26, 2025

Spring Break
March 3-7, 2025



HMH Module 5


Now You See It, Now You Don't

Week 1

Essential Question: Why do light and dark come and go?

Reading Skills


Diagrams are pictures with labels that tell what each part is.



Text Features


Authors choose text and graphic features to help explain ideas or to help readers locate information.

Text can be in different colors. The colors can mean something or just be for fun!




Text can be in different sizes. Bigger text is usually more important than smaller text.

Diagrams are pictures with labels that tell what each part is.




Text can be in different colors. The colors can mean something or just be for fun!



Text Features

Authors choose text and graphic features to help explain ideas or to help readers locate information.


Curved text can wrap around the art or make reading more fun.




Make Inferences

When you make inferences, you use clues to make a smart guess about something the author doesn't tell you.

CLUES FROM THE TEXT AND PICTURES



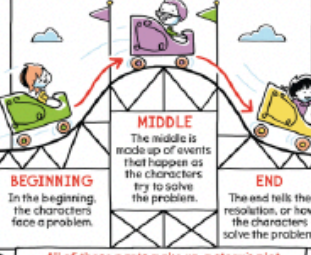
CLUES FROM WHAT I ALREADY KNOW



INFERENCE

Story Structure

Stories often have a similar structure. Authors organize stories in a way that will entertain readers.



BEGINNING
In the beginning, the characters face a problem.

MIDDLE
The middle is made up of events that happen as the characters try to solve the problem.

END
The end tells the resolution, or how the characters solve the problem.

All of these parts make up a story's plot.


Phonics —Initial Blends with I & Review Spelling Words:

- | | |
|---------|------------|
| 1. flap | 7. stop |
| 2. club | 8. step |
| 3. flag | 9. spit |
| 4. slam | 10. slid |
| 5. clap | 11. tube |
| 6. sled | 12. flower |

Sight Words:

- | | |
|----------|-----------|
| 1. two | 5. around |
| 2. came | 6. found |
| 3. other | 7. worked |
| 4. come | 8. people |

Weekly HMH Story:



Vocabulary Words:

Sweep, rolls, universe, tilts, revolve, gravity, bank, trembling, nibbled, relief, scrambled & tight.

Fluency

Expression

Writing

Imaginative
Story

Grammar

Subject Verb
Agreements

Social Studies

Florida

Weekly Reading Log

February 24-28



*Please ✓ one

	Book Title	Author	Read to Self	Read to Parent	Parent's Initials
Monday 20 Minutes					
Tuesday 20 Minutes					
Wednesday 20 Minutes					
Thursday 20 Minutes	I chose to read:				

Wha was the main idea in the story you read on Monday?

Required Weekly Spelling & Sight Word Practice

You are required to complete and turn in your weekly spelling word and sight word practice.



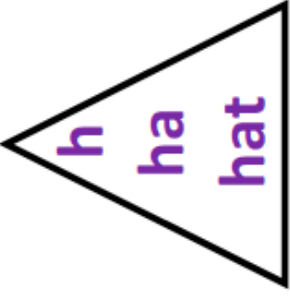
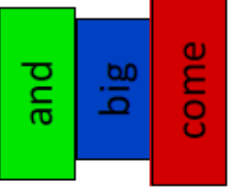






On the next page, you will find 15 choices of activities to practice your weekly words. Please select **ONE** activity to complete on a separate piece of paper.

Please attach your completed practice to this homework packet before turning it in.

This will be a graded homework assignment.

Spelling Choice Board

Sight
Words
Too

<p><u>Draw a Picture</u> Draw a picture to go with each of your words.</p> 	<p><u>Small, Medium, Large</u> that that that</p>	<p><u>Magic Words</u> Write your words using a white crayon. Color over it with marker.</p> 	<p><u>Pyramid Words</u></p> 	<p><u>ABC Order</u> Write your words in alphabetical order.</p> 
<p><u>Silly Story</u> Write a silly story using all of your words.</p> 	<p><u>Rainbow Write</u> Use at least 3 colors to write each word.</p> 	<p><u>Rhyme Time</u> Write a rhyming word for each of your words. <u>Your word:</u> can <u>Rhyming word:</u> fan</p>	<p><u>Hidden Picture</u> Hide your words in a picture.</p> 	<p><u>Fancy Words</u> Write your words in a fancy style.</p> <p>you what have</p>
<p><u>Pattern Write</u> Write your word in a pattern with 2 colors.</p> 	<p><u>Forwards and Backwards</u> Write your words forwards and backwards. what → tahw</p>	<p><u>Opposite Hand</u> Write your words with your opposite hand.</p> 	<p><u>Type it Up</u> Use your computer to type your words in any font. came from where</p>	<p><u>Dot Words</u> Write your words and then dot over them.</p> 

Read the story. Ask yourself, "What is this story about?"

A tiny owl is looking for a home.
She can live where it is hot.
The owl flies to a cactus plant.
The cactus is as tall as a tree.
A hole is near the top.
The owl goes in.
The hole is just the right size.
The tiny owl can live inside this hole.
She can lay eggs inside, too.
The cactus will be a good home
for the tiny owl.



Fill in the circle next to the correct answer.

1. What is the story about?

- Ⓐ An owl lays eggs.
- Ⓑ An owl looks for a place to live.
- Ⓒ A cactus plant has a hole.

2. Which one tells about the cactus?

- Ⓐ The cactus is small like a flower.
- Ⓑ The cactus has eggs inside.
- Ⓒ The cactus has a hole in it.

3. Which one tells about the owl?

- Ⓐ The owl is very big.
- Ⓑ The owl lives in a tree.
- Ⓒ The owl is very small.

BEGINNING SOUNDS

Look back at the story.

Circle two words that start with the same sound you hear in top.

Read the story. Ask yourself, "What is this story about?"

Pig bakes the best pies in town.
 Her pies win prizes.
 Pig sells the pies at her pie shop.
 She makes pies with fruit.
 And she makes pies with whipped cream.
 All of her pies are big.
 Little Bear loves eating Pig's pies.
 He keeps eating more and more.
 Little Bear is sure to be Big Bear soon!



Fill in the circle next to the correct answer.

1. What is the story about?

- Ⓐ Little Bear eats too many pies.
- Ⓑ Pig bakes the best pies in town.
- Ⓒ Pig makes big pies.

2. Which one tells about Pig?

- Ⓐ Pig only makes fruit pies.
- Ⓑ Pig makes small pies.
- Ⓒ Pig has a pie shop.

3. Which one tells about Little Bear?

- Ⓐ Little Bear is a big bear.
- Ⓑ Little Bear likes to eat pies.
- Ⓒ Little Bear wins prizes.

BEGINNING SOUNDS

Circle the pairs of words that begin with the same sounds.

1. Big Bear

2. Pig's Pies

3. Big Pig

Name: _____

Subject Verb Agreement

Fill in the right VERB.

1. The sun _____ bright.

grows

grow

2. The girl _____ a blue star.

see

sees

3. Maddie _____ on a star.

wishes

wish

4. The girls _____ stars.

draws

draw

5. The children _____ the moon.

sees

see

6. The sisters _____ at night.

sleeps

sleep

7. He _____ the moon.

draws

draw

8. He _____ a lot about the moon.

knows

know

9. My mother _____ at the sky.

look

looks

10. The moon _____ up the sky.

lights

light