

# Mrs. Jazmin's ELA Homework

Week of 02/18-02/21

Section: \_\_\_\_\_

Name: \_\_\_\_\_



## Homework Directions:

- Read for 20 minutes and fill in your Reading Log every day.
- Practice reading and writing the weekly Spelling Words and Sight Words.
- Complete the attached worksheets and turn in this homework packet on Friday.
- Complete 45 minutes of iReady every week!

## Reminders:

- Students need to bring their iPads fully charged every day.
- Students should always have their Archimedean and Purple folders in their backpacks.
- Please check your Archimedean folder every night for papers to either leave at home or complete and return to school.

## Assessments:

2/19- Selection  
Quiz- On Earth

2/20- M5W1  
Comprehension Test

2/21- Spelling Test

## Important Dates:

February 21 thru March 1- Read-a-thon  
February 26- FUN Day!



Sections:

1A-1B-1C

# HMH Module 5

Now You See It, Now You Don't

## Week 1

Essential Question: Why do light and dark come and go?

### Reading Skills

Diagrams are pictures with labels that tell what each part is.



### Text Features


Authors choose text and graphic features to help explain ideas or to help readers locate information.

Text can be in different colors. The colors can mean something or just be for fun!




Text can be in different sizes. Bigger text is usually more important than smaller text.

Diagrams are pictures with labels that tell what each part is.




Text can be in different colors. The colors can mean something or just be for fun!



### Text Features

Authors choose text and graphic features to help explain ideas or to help readers locate information.


Curved text can wrap around the art or make reading more fun.



### Make Inferences

When you make inferences, you use clues to make a smart guess about something the author doesn't tell you.

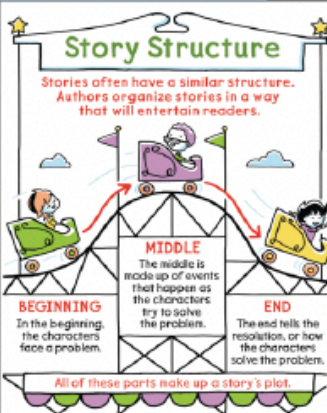
CLUES FROM THE TEXT AND PICTURES + CLUES FROM WHAT I ALREADY KNOW =



### INFERENCE

### Story Structure

Stories often have a similar structure. Authors organize stories in a way that will entertain readers.



**BEGINNING**  
In the beginning, the characters face a problem.

**MIDDLE**  
The middle is made up of events that happen as the characters try to solve the problem.

**END**  
The end tells the resolution, or how the characters solve the problem.

All of these parts make up a story's plot.


### Phonics —Initial Blends with I & Review Spelling Words:

- |         |            |
|---------|------------|
| 1. flap | 7. stop    |
| 2. club | 8. step    |
| 3. flag | 9. spit    |
| 4. slam | 10. slid   |
| 5. clap | 11. tube   |
| 6. sled | 12. flower |

### Sight Words:

- |          |           |
|----------|-----------|
| 1. two   | 5. around |
| 2. came  | 6. found  |
| 3. other | 7. worked |
| 4. come  | 8. people |

### Weekly HMH Story:



### Vocabulary Words:

Sweep, rolls, universe, tilts, revolve, gravity, bank, trembling, nibbled, relief, scrambled & tight.

Fluency

Expression

Writing

Imaginative  
Story

Grammar

Commands

Social Studies

President's  
Day



# Weekly Reading Log

February 18-21



\*Please ✓ one

	Book Title	Author	Read to Self	Read to Parent	Parent's Initials
Monday 20 Minutes	No School - President's Day				
Tuesday 20 Minutes	I chose to read:				
Wednesday 20 Minutes	I chose to read:				
Thursday 20 Minutes	I chose to read:				

Wha was the main idea in your favorite story from this week?

---



---



---

# Required Spelling Homework & Sight Word Practice

Beginning last week, you will be required to complete and turn in your weekly spelling word practice. **Also your sight word practice.**

On the next page, you will find 15 choices of activities to practice your weekly spelling words. Please **select one activity** to complete on a separate piece of paper.

We recommend using 3 lined handwriting paper whenever possible to practice writing the words correctly to prepare for your spelling test.

Please attach your completed homework to this homework packet before turning it in on Friday.

This will be a graded homework assignment.



Read the story. Ask yourself, "What will probably happen next?"

Lily made a little snowball.  
Then she rolled the ball in the snow.  
She rolled it over and over.  
The ball got bigger and bigger.  
Lily patted the big ball.  
She made a second ball in the same way.  
That ball was smaller than the first.  
Lily rolled one more ball.  
That ball was the smallest.  
Now she was ready to stack the balls.



Fill in the circle next to the correct answer.

1. What will Lily probably do next?  
Ⓐ Lily will throw the balls of snow.  
Ⓑ Lily will play in the park.  
Ⓒ Lily will make a snowman.
2. What happens when Lily rolls the snowball?  
Ⓐ The snowball gets bigger.  
Ⓑ The snowball gets smaller.  
Ⓒ The snowball gets colder.
3. What will Lily probably do with the smallest snowball?  
Ⓐ put it under the biggest snowball  
Ⓑ put it on top of the other two snowballs  
Ⓒ put it between the other two snowballs

#### WORD MEANINGS

Circle the picture that shows how Lily patted the ball of snow.

1.



2.





Read the story. Ask yourself, "What will probably happen next?"

Ty's mom is shopping for food.  
Ty pushes his sister Nell in the cart.  
Nell likes to grab things.  
She wants to get a can of peas.  
"Don't touch," says Ty.  
Nell takes an apple.  
"Put that back," says Ty.  
Nell tries to get a shiny pan.  
Ty says, "No no no!"  
Then Ty stops to tie his shoe.



Fill in the circle next to the correct answer.

1. What will probably happen next?  
Ⓐ Nell will try to grab something.  
Ⓑ Ty will hug his sister.  
Ⓒ Nell will go to sleep.
2. Which one tells about Nell?  
Ⓐ Nell is older than Ty.  
Ⓑ Nell listens to Ty.  
Ⓒ Nell does not listen to Ty.
3. What might happen if Ty did not stop to tie his shoe?  
Ⓐ He could not push the cart.  
Ⓑ His mom would be mad.  
Ⓒ He could trip and fall.

### WORD MEANINGS

Circle what it means to grab.

1. to get
2. to tell
3. to give