

SECTIONS: KA-KE

NAME: _____

WEEK: 02/17- 02/21

TO DO LIST

Reminders

- Please use the weekly learning discoveries as you read the short stories to help aid in exams at the end of the week.
- Homework is turned in every Friday inside the blue folder.
- Students need to know how to read the Sight Words on their own without help.
- Students need to know how to write the spelling words on their own.
- Please complete 45 minutes of I-ready lessons that is due every Friday morning.

Weekly Assessment(s):

- Module Assessment (weekly skills)
- Weekly Reading Comprehension Test (based on weekly texts)
- Sight Word Assessment (Students must read the words verbally on their own)
- Spelling Test (students write the words on paper on their own)

Monday:

- No School

Tuesday:

- Complete Tuesday's Section
- Daily STAR Prep WS 1
- Read Flag Flaps
- Complete I-ready 15 min (Graded Friday)

Wednesday:

- Complete Wednesday's Section WS
- Complete 15 min FRECKLE Website OPTIONAL Extra practice for state exam)
- Daily STAR Prep WS 2
- Read Ken and Mel

Thursday:

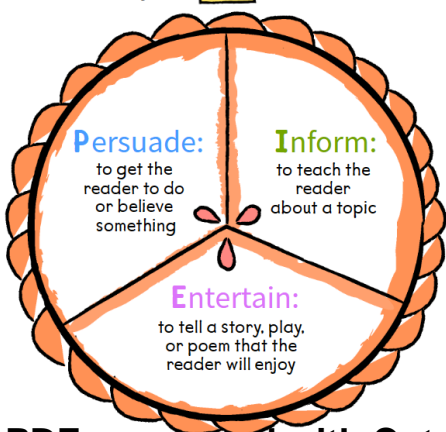
- Complete Thursday's Section WS
- STAR Prep WS 3
- Review Spelling Words / Sight Words
- Complete I-ready 15min (graded Friday)

WEEKLY LEARNING DISCOVERIES:

Author's Purpose

the reason why an author writes a text

It's as easy as to remember...



What Is Most Important?

Think about what you need to know.



Central Idea and Key Details

topic

what a text is about in one or two words

central idea

the most important idea in a text

key details

facts or examples that give information about the central idea

Keys

Keys open doors.



This key opens the front door.

This key opens the garage door.

This key opens a secret door!


MODULE 6 - WEEK 3

Essential Question:

What makes the USA special?

Weekly Texts :

Reading Comprehension Skill:
Author's Purpose



Genre: Biography
Lexile® Measure: 490L
Guided Reading Level: K



Genre: Informational Text
Lexile® Measure: 540L
Guided Reading Level: H

Reading Comprehension strategy:
• Supporting Key Details

Spelling Words:
flag, flap, hand, clap, stand

Phonics:
Consonant Blends and ending blend:
-fl, -st, -cl, -nd

Writing:
Informational Writing

Grammar-
Singular / Plural Vowel Review
Pronouns review

Vocabulary:
believe, law, refuse

HFW & Sight Words:
as, our, read, that


Name: _____


Cut out the pieces. Count the words in the sentence. Glue the number of words next to the corresponding sentence.

STAR/MKAS

Test Prep Practice

He swims.	
-----------	---

Ouch!	
-------	---

Can we go to the gym?	
-----------------------	---

It is mine.	
-------------	---

He sat on the chair.	
----------------------	--

I need your help.	
-------------------	--

How are you?	
--------------	---

She took her bag and cup.	
---------------------------	---

STAR/MKAS Test Prep Practice Pages by Mrs. K's Klubhouse


3	2	3	4
5	6	1	6

Name: _____


Cut out the pieces. Count the words in the sentence. Glue the number of words next to the corresponding sentence.

STAR/MKAS


Test Prep Practice

He called me.	
---------------	---

I ate one cookie.	
-------------------	---

They will go to the beach.	
----------------------------	---

Yes!	
------	---

Can you read two books?	
-------------------------	--

Did you try it?	
-----------------	--

Let's go!	
-----------	---

It is yummy!	
--------------	---

STAR/MKAS Test Prep Practice Pages by Mrs. K's Klubhouse

6	1	5	3
2	4	3	4

Name: _____

STAR/MKAS

Test Prep Practice

Read and count the words in each sentence. Write the number in the box on the right.

I will go with my mom.

She got the red fish.

He sees it.

Stop!

We must see the cat.

Is it his cup?

I ran fast.



Flags Flap

by Aron Xie

Fold

© Mary Steinbacher/Alamy Stock Photo

Men put our flag on a mast.
They send it up. Up, up, up!

This book belongs to

WORD WORK



Blend and Read

Read these words. What is the same?

flag flap hands bands
rest west clap



Word Hunt

Find these words in the story.

they up on big



See our flag?
It flaps in the wind.
See it flap on top?

©Ed-Ni-Photo/Stockphoto/Getty Images

Fold

©Elizabeth W. Kearley/Moment Open/Getty Images



As the sun sets in the west,
flags must rest.

©ClassicStock/Alamy Stock Photo



©Ariel Skelley/Blend Images/Getty Images

See kids in red tops?
See kids in flag hats?



See pets in flag tops?
See pets in flag hats?

©Suzanne Tucker/Shutterstock, ©Elizabeth W. Keadley/Moment Open/Getty Images

Fold



©Sean Justice/Digital Vision/Getty Images, (flags) ©maumana/Stockphoto/Getty Images

Hands clap and clap as big
bands with flags go past.
Clap! Clap! Clap!

This book belongs to

Ken and Mel

by Aron Xie
illustrated by Margaux Lucas



-Fold-

Ken digs in wet sand.

"Can I lend a hand, Ken?"

"No, Mel."



Fold

WORD WORK



Speed Read

Read these words.

stop six but
as that red



Show You Know


Tell about the story.

flag sand stop

Ken fits sand in six red cups.
 “Ken? Ken?”
 “Stop it, Mel.”



Mel fits a flag on top.
"That did it, Mel!" Ken claps.



Ken flips six red cups.
"Can I do that, Ken?"
"Stop it, Mel. No."



The wind tips the sand a bit.
But Ken mends it. Ken is fast!


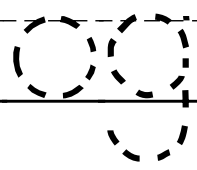




"Ken?"
"Mel, it is not as good as it
can be."

Name:

Weekly Language Review - Q3:3

Week of:

Monday	Tuesday
<p>Read and Check.</p> <p><input type="checkbox"/> write <input type="checkbox"/> see</p> <p><input type="checkbox"/> go <input type="checkbox"/> number</p>	<p>Find and circle this week's words.</p> <p>will write go up see by will</p> <p>number out see write go</p>
<p>Write the missing letter. Write the word.</p> <p> <u> b </u> <u> t </u></p> <p>_____</p> <p>_____</p>	<p>Write a word that rhymes with DOG.</p> <p>_____</p> <p>_____  _____</p> <p>_____</p>
<p>Draw a picture to show the opposite of SHORT.</p> <p>Short</p> <p></p>	<p>Circle the missing word.</p> <p>Who What When</p> <p>_____ is your favorite sport?</p>
<p>Add punctuation.</p> <p>. ? !</p> <p>I read the book _____</p>	<p>Spell the word.</p> <p> _____</p> <p>_____</p> <p>_____</p>
<p>Circle the VERBS.</p> <p>jump bed table</p> <p>drive walk</p>	<p>Circle the VERBS.</p> <p>teacher read sleep</p> <p>run school</p>

Wednesday

Trace and Write.

write

go

Circle all the things that FLY.



Circle the missing word.

with to from

I am sending this note _____ my mom.

Add punctuation.

. ? !

Where is my book _____

Circle the VERBS.

cook pizza chef

jog eat

Thursday

Trace and Write.

see

number

How many syllables in foot?



Write the sentence correctly.

tim ran fast.

Spell the word.



Circle the VERBS.

think write paper

pen sit

PHONICS FLUENCY

Consonant Blends

1

5

2

6

3

7

4

8

Name: _____

8

Blend Review

brag

plan

swim

grub

drop

stub

trim

crop

prop

slob

1

SL, BL & CL

slap

clap

slim

bliss

slid

clip

blip

class

blab

club

2

PL, FL & GL

plan
flag
glad
plot
glass
plus
floss
gloss
flip
plum

1

Nonsense Words

swit
flok
trax
prit
bram
frip
blum
flup
pras
slin

6

SM, SL & ST

stop

smell

stick

slot

stub

slip

slob

slid

slug

sled

3

FR, CR & BR

frog

crib

brag

crab

crust

frill

crop

frat

frost

brim

4

DR, GR, PR

drip

grad

grill

drag

press

gram

drop

grub

prim

drift

5

SN, SK, SP

snap

skip

spend

snip

spin

skin

spit

skid

spun

stat