


Name: _____



Newsletter & Homework

FEBRUARY
February 10-14, 2025

Homework:

- Read for 20 minutes and fill in your reading log every day.
- **Practice reading and writing the spelling words and sight words.**
- Complete the attached worksheets and turn in on Friday with the reading log.
- **Complete 45 minutes of iReady every week!**

(scholars who are not completing 45 minutes minimum will lose points)





Assessments:

2/10- M4W3
Comprehension Test
2/11- Module 4 Sight
Word Test
2/12- Module 4
Comprehension Test

Important Dates:

Valentine's Day
Wear Red or Pink
Feb. 14, 2025

No School
Feb. 17, 2025



HMH Module 4:

Better Together

Week 3

Essential Question: Why is it important to do my best and get along with others?


Reading Skills

Point of View

The narrator is the person who tells a story. Readers see the story events through the narrator's point of view.

WHO tells the story?

THIRD-PERSON NARRATOR	FIRST-PERSON NARRATOR
A person who is NOT in the book is telling it. Look for the words he, she, or they .	A person who is in the book is telling it. Look for the words I, me, or my .




Make Connections

When you read, find ways that the text is like things in your own life and other texts you have read.

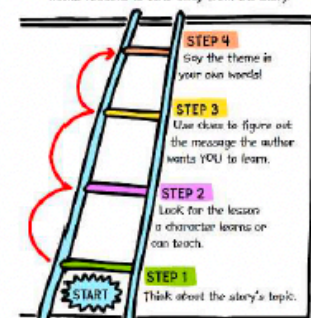
It all starts here!

Text to Self This reminds me of when I...
Text to Text This is like another book I read...
Text to World This is like something that happened in my community...



THEME

The **topic** is what a story is mostly about. The **theme** is the **message** or **lesson** the author wants readers to take away from the story.



STEP 4 Say the theme in your own words!

STEP 3 Use clues to figure out the message the author wants YOU to learn.

STEP 2 Look for the lesson a character learns or can teach.

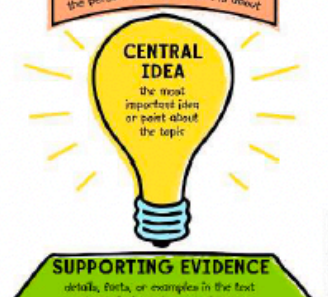
STEP 1 Think about the story's topic.

TOPIC AND CENTRAL IDEA

TOPIC
the person or thing the text is about

CENTRAL IDEA
the most important idea or point about the topic

SUPPORTING EVIDENCE
details, facts, or examples in the text that tell about the central idea



Phonics - initial S blend

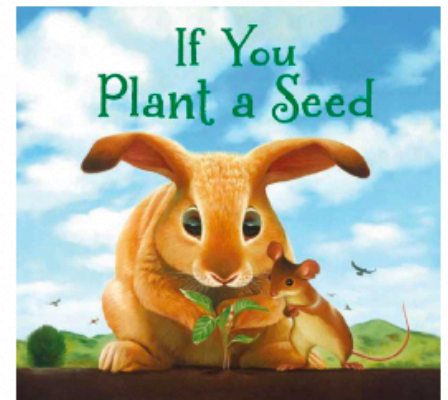
Spelling Words:

- | | |
|----------|-----------|
| 1. stop | 7. this |
| 2. step | 8. whip |
| 3. strap | 9. which |
| 4. spit | 10. that |
| 5. split | 11. stick |
| 6. slid | 12. slide |

Sight Words:

- | | |
|-----------|---------|
| 1. after | 5. grow |
| 2. before | 6. into |
| 3. does | 7. no |
| 4. don't | 8. wash |

Weekly HMH story:



Vocabulary Words:

Big Idea Words: honest, courtesy, sport

Story Vocabulary: seed, short, heap, trouble, fruits

Fluency

Reading Rate

Writing

Procedural Text

Grammar

Punctuation and
Skills Review

Social Studies

Florida

Weekly Reading Log

February 10-14



*Please ✓ one

	Book Title	Author	Read to Self	Read to Parent	Parent's Initials
Monday 20 Minutes					
Tuesday 20 Minutes					
Wednesday 20 Minutes					
Thursday 20 Minutes	I chose to read:				

Wha was the main idea in the story you read on Monday?

Module 4 Sight Word Quiz

be		here		me		play	
started		today		use		very	
jump		right		say		their	
walk		way		where		why	
after		before		does		don't	
grow		into		no		wash	

Required Spelling Homework

Sight Word Practice

Beginning last week, you will be required to complete and turn in your weekly spelling word practice. **Also your sight word practice.**

On the next page, you will find 15 choices of activities to practice your weekly **sight** words. Please **select one activity** to complete on a separate piece of paper.



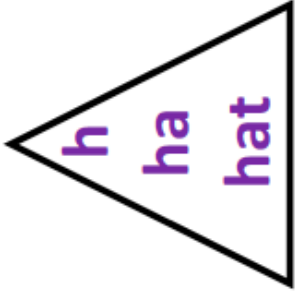
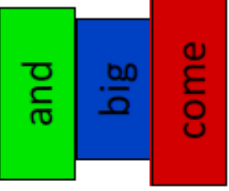






We recommend using 3 lined handwriting paper whenever possible to practice writing the words correctly to prepare for your spelling test.

Please attach your completed homework to this homework packet before turning it in on Friday.

This will be a graded homework assignment.




Spelling Choice Board




Sight
Words
Too




<p><u>Draw a Picture</u> Draw a picture to go with each of your words.</p> 	<p><u>Small, Medium, Large</u> that that that</p>	<p><u>Magic Words</u> Write your words using a white crayon. Color over it with marker.</p> 	<p><u>Pyramid Words</u></p> 	<p><u>ABC Order</u> Write your words in alphabetical order.</p> 
<p><u>Silly Story</u> Write a silly story using all of your words.</p> 	<p><u>Rainbow Write</u> Use at least 3 colors to write each word.</p> 	<p><u>Rhyme Time</u> Write a rhyming word for each of your words. <u>Your word:</u> can <u>Rhyming word:</u> fan</p>	<p><u>Hidden Picture</u> Hide your words in a picture.</p> 	<p><u>Fancy Words</u> Write your words in a fancy style.</p> <p>you what have</p>
<p><u>Pattern Write</u> Write your word in a pattern with 2 colors.</p> 	<p><u>Forwards and Backwards</u> Write your words forwards and backwards. what → tahw</p>	<p><u>Opposite Hand</u> Write your words with your opposite hand.</p> 	<p><u>Type it Up</u> Use your computer to type your words in any font. came from where</p>	<p><u>Dot Words</u> Write your words and then dot over them.</p> 

NAME _____

DIRECTIONS: READ THE SENTENCES. COLOR THE HEART THAT HAS THE CORRECT PUNCTUATION MARK FOR THE SENTENCE.

What day is Valentine's Day   




Valentine's Day is February 14   




Do you have a card for me   

Chocolate is a popular gift   

I love chocolate   

Red roses are also a popular gift   



Do you like roses   

Yes, roses smell so good   

Will you be my valentine   

NAME _____

DIRECTIONS: COLOR WORDS THAT SHOULD BE CAPITALIZED.



DIRECTIONS: REWRITE THE WORDS WITH THEIR CAPITALS.

NAME _____

DIRECTIONS:

COLOR NOUNS PURPLE. Nouns- person, place, animal, or thing

COLOR VERBS PINK. Verbs- action words

COLOR ADJECTIVES RED. Adjectives- words to describe nouns

jumping

puppy

folding

water

blue

walking

huge

flower

teacher

smart

car

hop

colorful

friend

walk

silly

water

sleepy

hit

small