

SECTIONS: KA-KE

NAME: \_\_\_\_\_

WEEK: 02/10- 02/14

TO DO LIST

## Reminders

- Please use the weekly learning discoveries as you read the short stories to help aid in exams at the end of the week.
- Homework is turned in every Friday inside the blue folder.
- Students need to know how to read the Sight Words on their own without help.
- Students need to know how to write the spelling words on their own.
- Please complete 45 minutes of I-ready lessons that is due every Friday morning.

## Weekly Assessment(s):

- Module Assessment (weekly skills)
- Weekly Reading Comprehension Test (based on weekly texts)
- 

Monday:

- Complete Monday's Section
- Daily STAR Prep WS 1
- Read Meg and Snip
- Complete I-ready 15min (graded friday)

Tuesday:

- Complete Tuesday's Section
- Daily STAR Prep WS 2
- Read Snip Stops
- Complete I-ready 15 min (Graded friday)

Wednesday:

- Complete Wednesday's Section WS
- Complete 15 min FRECKLE Website OPTIONAL Extra practice for state exam
- Daily STAR Prep WS 3

Thursday:

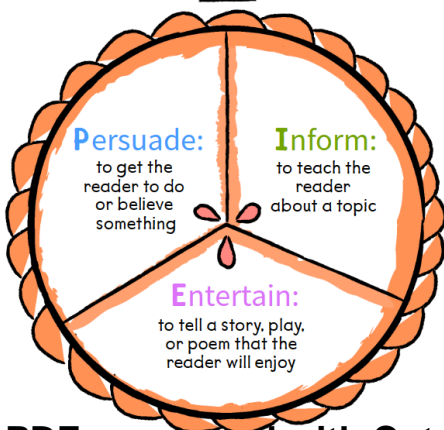
- Complete Thursday's Section WS
- STAR Prep WS 4
- Review Spelling Words / Sight Words
- Complete I-ready 15min (graded friday)

## WEEKLY LEARNING DISCOVERIES:

### Author's Purpose

the reason why an author writes a text

It's as easy as to remember...



### What Is Most Important?

Think about what you **need** to know.



### Central Idea and Key Details

**topic**

what a text is about in one or two words

**central idea**

the most important idea in a text

**key details**

facts or examples that give information about the central idea

**Keys**

Keys open doors.


This key opens the front door.  
This key opens the garage door.  
This key opens a secret door!

## MODULE 6 - WEEK 2

Essential Question:

What makes the USA special?

Weekly Texts :



Genre: Fiction  
Lexile® Measure: AD480L  
Guided Reading Level: J



BIG BOOK POEM  
Genre: Song  
Lexile® Measure: NP  
Guided Reading Level: F

Reading Comprehension Skill:  
Author's Purpose

Reading Comprehension strategy:

- Supporting Key Details
- Comparing and Contrasting Texts

Spelling Words:

Phonics:

Consonant Blends:

st, sp, sl, sn

Writing:  
Expository Writing

Grammar-  
Prepositions  
Singular / Plural Vowel Review

Vocabulary:  
anthem, cheer, team

HFW & Sight Words:


This book belongs to \_\_\_\_\_

\_\_\_\_\_

\_\_\_\_\_



"Snip! Snip! Come here, Snip!"  
Snip nods at Meg.



Snip slams to a stop.

“Snip! Snip! If you come here, I can pet you.”

## WORD WORK



### Speed Read

Read these words.


gets but if  
come stop from



### Picture Hunt

Find these pictures in the story.

sled Snip step



Meg pets Snip. Meg hugs him, too. Snip nods.



"Snip! Snip!" begs Meg. But Snip did not step from his spot.



Meg gets a step. She gets up on it.




Up pops a cat!  
Snip did not want to  
step on it!

This book belongs to

\_\_\_\_\_  
\_\_\_\_\_  
\_\_\_\_\_



Meg slaps on her hat.  
Snip tugs on it.  
"Stop it, Snip!"



Meg gets up on Snip.  
 "Come on, Snip! Go!"  
 Snip runs.

## WORD WORK



### Blend and Read

Read these words. What is the same?

slap Snip spins  
 slips slams



### Word Hunt

Find these words in the story.

her up gets

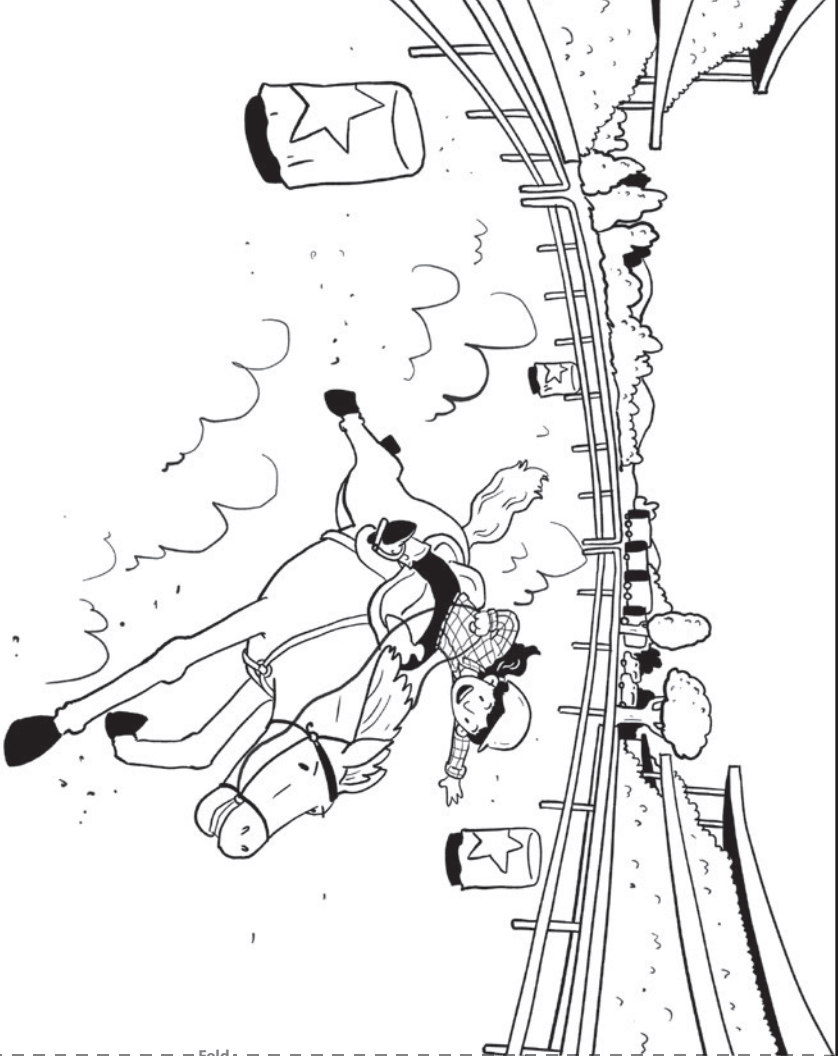


Snip gets a pat from Meg.  
Meg gets a hat!



Snip zigs and zags. He spins  
on the spot.




-Fold-


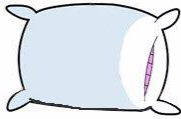



Snip zips. If he slips, Meg  
can not win.  
“Go, Snip!”



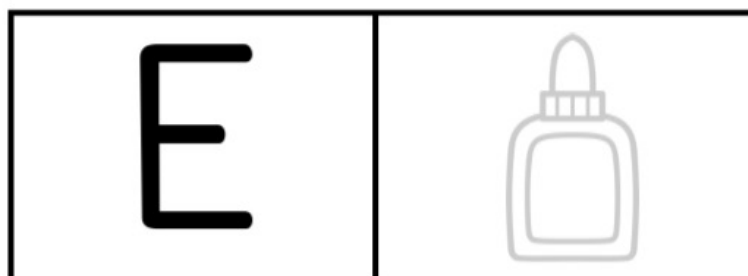
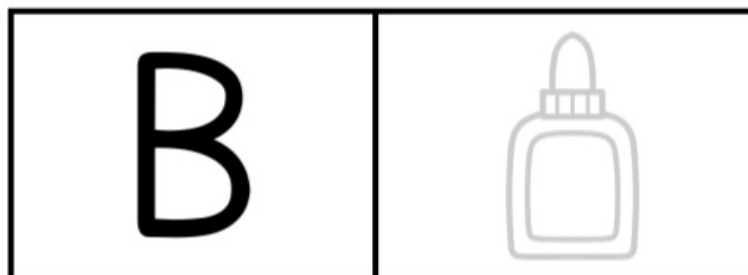
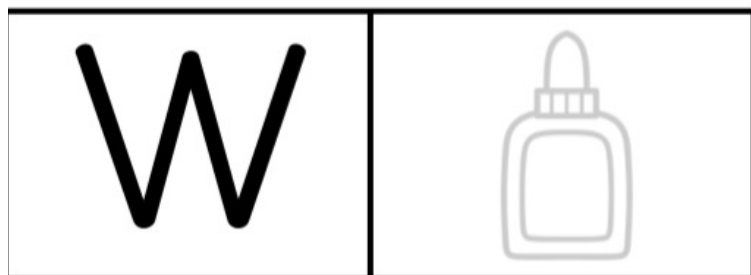
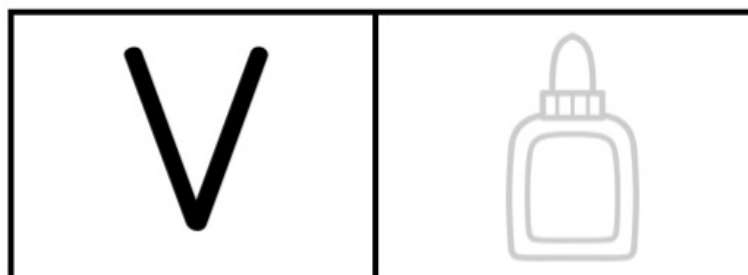
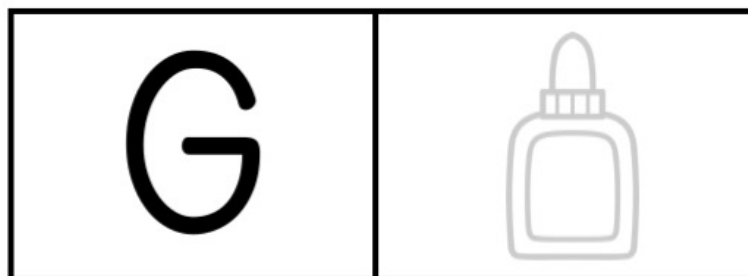
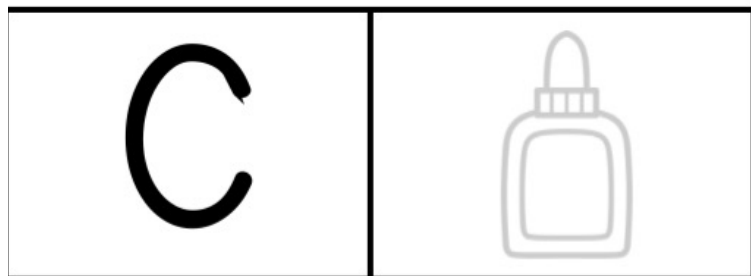
Snip slams to a stop.  
Meg wins!  
“Good job, Snip!”

Monday	Tuesday
<p>Read and Check.</p> <p><input type="checkbox"/> has      <input type="checkbox"/> two</p> <p><input type="checkbox"/> look      <input type="checkbox"/> more</p>	<p>Find and circle this week's words.</p> <p>have has on two look I more for he has more two him look there</p>
<p>Write the missing letter. Write the word.</p> <p> <u>      </u></p> <p><u>      </u></p> <p><u>      </u></p>	<p>Write a word that rhymes with FOX.</p> <p><u>                                </u></p> <p><u>                                </u></p> <p><u>                                </u></p>
<p>Draw a picture to show the opposite of SAD.</p> <p>Sad</p> <p></p>	<p>Circle the missing word.</p> <p>Where How Why</p> <p>_____ are you feeling?</p>
<p>Add punctuation.</p> <p>.      ?      !</p> <p>When is lunch _____</p>	<p>Spell the word.</p> <p> <u>                                </u></p> <p><u>                                </u></p> <p><u>                                </u></p>
<p>Circle the NOUNS.</p> <p>cat      pencil      jump</p> <p>school      sleeping</p>	<p>Circle the NOUNS.</p> <p>kick      foot      Tim</p> <p>dog      read</p>

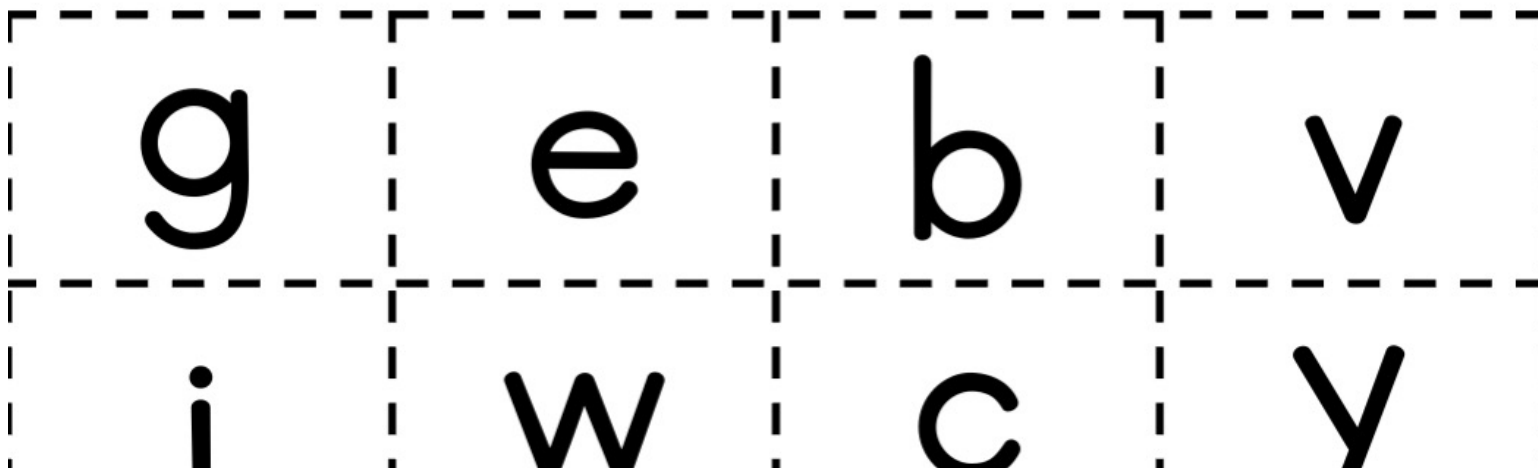
Wednesday	Thursday
Trace and Write. has look	Trace and Write. two more
Circle all foods that are HEALTHY. 	How many syllables in pillow?  _____ _____ _____
Circle the missing word. for      of      by The cookie is _____ my teacher.	Write the sentence correctly. can i go outside? _____ _____ _____ _____ _____
Add punctuation. .      ?      ! I can't wait for the party _____	Spell the word.  _____ _____ _____
Circle the NOUNS. mom      chair      library walk      run	Circle the NOUNS. play      hat      shoe park      Ms. Smith

NAME: \_\_\_\_\_  
 Cut out the letter pieces. Look at the capital letter. Glue the lowercase letters next to the matching capital letters.

# STAR/MKAS Test Prep Practice

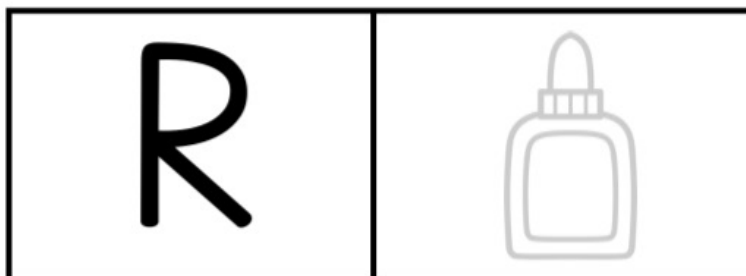
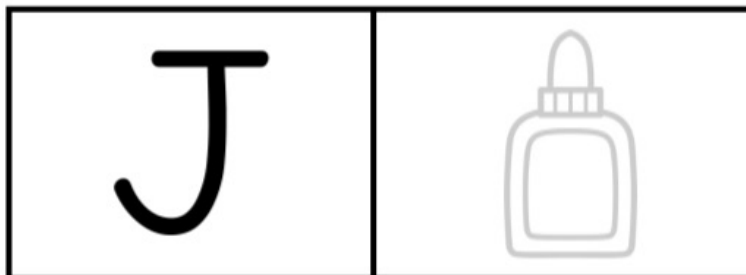
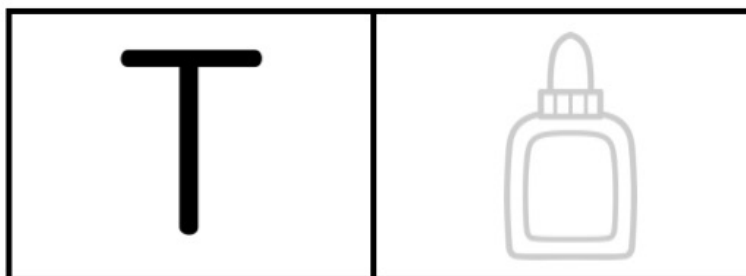
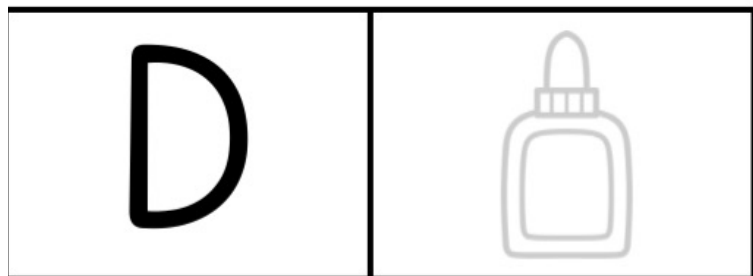


STAR/MKAS Test Prep Practice Pages by Mrs. K's Klubhouse

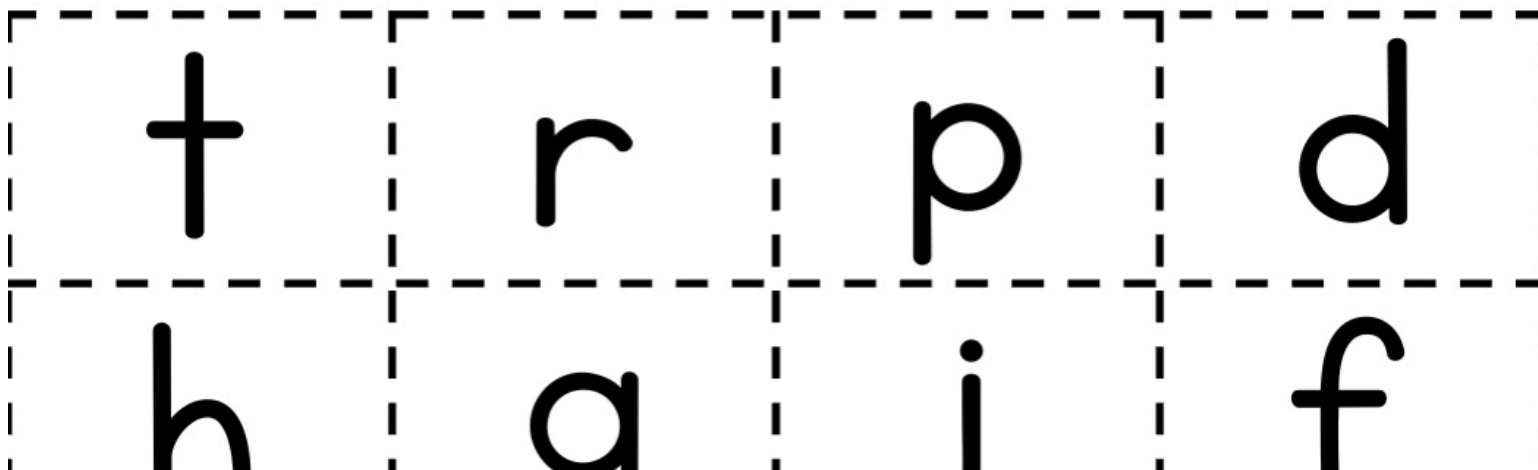


NAME: \_\_\_\_\_  
 Cut out the letter pieces. Look at the capital letter. Glue the lowercase letters next to the matching capital letters.

# STAR/MKAS Test Prep Practice



STAR/MKAS Test Prep Practice Pages by Mrs. K's Klubhouse



NAME \_\_\_\_\_

Look at the capital letter. Color in the box with the matching lowercase letter.

# Test Prep Practice

K \_\_\_\_\_

v h k

Z \_\_\_\_\_

s z n

U \_\_\_\_\_

u v n

L \_\_\_\_\_

t i l

S \_\_\_\_\_

z c s

O \_\_\_\_\_

o p c

M \_\_\_\_\_

n m w

B \_\_\_\_\_

p b d

X \_\_\_\_\_

t z x

N \_\_\_\_\_

n u z

NAME \_\_\_\_\_

Look at the capital letter. Color in the box with the matching lowercase letter.

# Test Prep Practice

<p>A</p> <div>a</div> <div>v</div> <div>o</div>	<p>Q</p> <div>d</div> <div>p</div> <div>q</div>
<p>J</p> <div>g</div> <div>j</div> <div>t</div>	<p>W</p> <div>v</div> <div>w</div> <div>m</div>
<p>E</p> <div>e</div> <div>f</div> <div>c</div>	<p>D</p> <div>b</div> <div>d</div> <div>p</div>
<p>Y</p> <div>w</div> <div>v</div> <div>y</div>	<p>V</p> <div>v</div> <div>w</div> <div>y</div>
<p>I</p> <div>l</div> <div>i</div> <div>t</div>	<p>R</p> <div>c</div> <div>h</div> <div>r</div>