

Mrs. Jazmin's ELA Homework

Week of 02/03-02/07

Section: _____

Name: _____



Homework Directions:

- Read for 20 minutes and fill in your Reading Log every day.
- Practice reading and writing the weekly Spelling Words and Sight Words.
- Complete the attached worksheets and turn in this homework packet on Friday.
- Complete 45 minutes of iReady every week!

Reminders:

- Students need to bring their iPads fully charged every day.
- Students should always have their Archimedean and Purple folders in their backpacks.
- Please check your Archimedean folder every night for papers to either leave at home or complete and return to school.

Assessments:

02/7- HMH Selection Quiz-
If Your Plant a Seed

02/10- M4W3

Comprehension Test

02/11- Module 4 Sight

Word Test & Spelling Test

02/12- Module 4

Comprehension Test

Important Dates:

January 13-February 12- Valentine's Gift Sale- \$4

January 21-February 16- Papa John's Card Sale- \$15

February 3-7- PM2 iReady Diagnostic

February 17- No School- President's Day



Sections:

1A-1B-1C

HMH Module 4:

Better Together

Week 3

Essential Question: Why is it important to do my best and get along with others?


Reading Skills

Point of View

The narrator is the person who tells a story. Readers see the story events through the narrator's point of view.

WHO tells the story?




THIRD-PERSON NARRATOR	FIRST-PERSON NARRATOR
A person who is NOT in the book is telling it. Look for the words he, she, or they .	A person who is in the book is telling it. Look for the words I, me, or my .



Make Connections

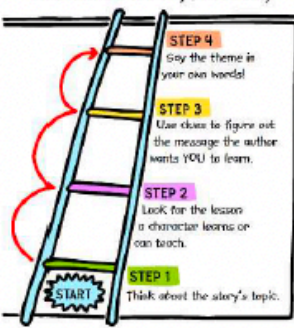
When you read, find ways that the text is like things in your own life and other texts you have read.

It all starts here!

 Text to Self This reminds me of when I...	 Text to Text This is like another book I read...	 Text to World This is like something that happened in my community...
---	--	---

THEME

The **topic** is what a story is mostly about. The **theme** is the **message** or **lesson** the author wants readers to take away from the story.




TOPIC AND CENTRAL IDEA

TOPIC
the person or thing the text is about

CENTRAL IDEA
the most important idea or point about the topic

SUPPORTING EVIDENCE
details, facts, or examples in the text that tell about the central idea



Phonics - initial S blend

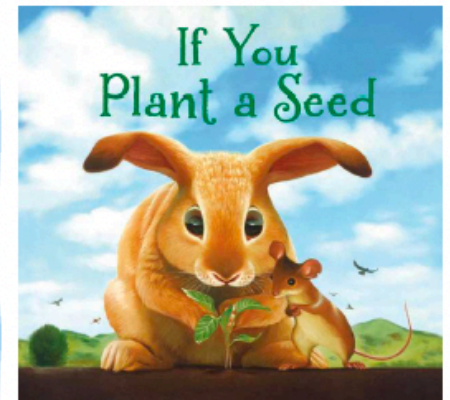
Spelling Words:

- | | |
|----------|-----------|
| 1. stop | 7. this |
| 2. step | 8. whip |
| 3. strap | 9. which |
| 4. spit | 10. that |
| 5. split | 11. stick |
| 6. slid | 12. slide |

Sight Words:

- | | |
|-----------|---------|
| 1. after | 5. grow |
| 2. before | 6. into |
| 3. does | 7. no |
| 4. don't | 8. wash |

Weekly HMH story:



Vocabulary Words:

Big Idea Words: honest, courtesy, sport

Story Vocabulary: seed, short, heap, trouble, fruits

Fluency

Reading Rate

Writing

Procedural Text

Grammar

Punctuation and
Skills Review

Social Studies

Florida

Weekly Reading Log

February 3-7



*Please ✓ one

	Book Title	Author	Read to Self	Read to Parent	Parent's Initials
Monday 20 Minutes	HMH Weekly Story: <i>If You Plant a Seed</i> <small>*Assigned in the HMH app on the iPad</small>	Kadir Nelson			
Tuesday 20 Minutes	HMH Weekly Story: <i>If You Plant a Seed</i> <small>*Assigned in the HMH app on the iPad</small>	Kadir Nelson			
Wednesday 20 Minutes	AMIRA Stories on HMH Use Amira on HMH to complete 20 mins. of read-aloud lessons	N/A			
Thursday 20 Minutes	I chose to read:				

In the story, *If You Plant a Seed*, what do the characters do to be kind?

Module 4 Sight Word Quiz

be		here		me		play	
started		today		use		very	
jump		right		say		their	
walk		way		where		why	
after		before		does		don't	
grow		into		no		wash	

Required Spelling Homework

Beginning this week, you will be required to complete and turn in your weekly spelling word practice.



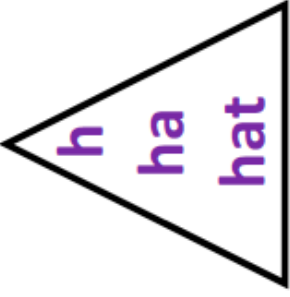
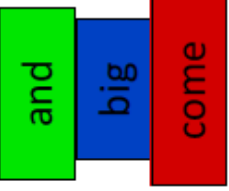






On the next page, you will find 15 choices of activities to practice your weekly spelling words. Please **select one activity** to complete on a separate piece of paper.

We recommend using 3 lined handwriting paper whenever possible to practice writing the words correctly to prepare for your spelling test.

Please attach your completed spelling homework to this homework packet before turning it in on Friday.

This will be a graded homework assignment.

Spelling Choice Board

<p><u>Draw a Picture</u> Draw a picture to go with each of your words.</p> 	<p><u>Small, Medium, Large</u> that that that</p>	<p><u>Magic Words</u> Write your words using a white crayon. Color over it with marker.</p> 	<p><u>Pyramid Words</u></p> 	<p><u>ABC Order</u> Write your words in alphabetical order.</p> 
<p><u>Silly Story</u> Write a silly story using all of your words.</p> 	<p><u>Rainbow Write</u> Use at least 3 colors to write each word.</p> 	<p><u>Rhyme Time</u> Write a rhyming word for each of your words. <u>Your word:</u> can <u>Rhyming word:</u> fan</p>	<p><u>Hidden Picture</u> Hide your words in a picture.</p> 	<p><u>Fancy Words</u> Write your words in a fancy style.</p> <p>you what have</p>
<p><u>Pattern Write</u> Write your word in a pattern with 2 colors.</p> 	<p><u>Forwards and Backwards</u> Write your words forwards and backwards. what → tahw</p>	<p><u>Opposite Hand</u> Write your words with your opposite hand.</p> 	<p><u>Type it Up</u> Use your computer to type your words in any font. came from where</p>	<p><u>Dot Words</u> Write your words and then dot over them.</p> 

Name: _____ Date: _____

Highlight the proper noun (s) in each sentence.

Practice

1. My birthday falls on a Thursday.
2. We go to the Eastbrook Elementary School.
3. My brother's name is Daniel Smith.
4. We are going on a trip in July.
5. Skylar and David are best friends.



Read the story. Remember things about the foxes.

The mother fox is in a den.
The den is her home.
She lives with her babies.
A baby fox is called a kit.
The den is hard to see.
The kits are safe inside.
The mother fox feeds them milk.
She brings them meat.
She plays with the kits, too.
A den is a good home for kits.



Fill in the circle next to the correct answer.

1. Which one tells what the story is about?

- Ⓐ Baby foxes are small.
- Ⓑ Baby foxes live in a den.
- Ⓒ Baby foxes drink milk.

3. What is a **kit**?

- Ⓐ a baby fox
- Ⓑ the home of a fox
- Ⓒ a mother fox

2. What is a **den**?

- Ⓐ the food a fox eats
- Ⓑ the name for a baby fox
- Ⓒ the home of a fox

BEGINNING SOUNDS

Circle the word that starts with the same sound you hear in fox.

- 1. if
- 2. feed
- 3. puff
- 4. box
- 5. safe