

Name: _____

Dear Students and Parents,


3-D!!!

This week's homework focuses on 3-Dimensional Shapes. During the next few days, our math class will be exploring spheres, cubes, cylinders, and cones. You can expect to see homework that provides practice identifying, naming, and spheres, cubes, cylinders, and coness.

Parents, please download, print and staple this packet. Students should do one page of this packet each evening. It should take them 5 days to complete the packet. They should use the boxes below to check off each day they do the homework. When the packet is complete, they should put it in their green folder and take it to school on Monday February 10, 2025.

Additionally, 20 minutes on Freckle is required each week. Please check green folders for Freckle.com login cards.

Warmly,
Kadisha Mills, Ph.D.



Name: _____ Class: _____

Use the boxes below to check off each day the homework is completed.

	Monday	Tuesday	Wednesday	Thursday	Friday
PACKET					
FRECKLE					

Name: _____

Name _____


Identify, Name, and Describe Spheres

LESSON 18.1

Practice and Homework

Go Online

Interactive Examples



© Houghton Mifflin Harcourt Publishing Company

DIRECTIONS 1. Identify the objects that are shaped like a sphere. Mark an X on those objects.

Name: _____

V

Name _____


LESSON 18.2

Practice and Homework

Identify, Name, and Describe Cubes

Go Online

Interactive Examples



© Houghton Mifflin Harcourt Publishing Company

DIRECTIONS 1. Identify the objects that are shaped like a cube. Mark an X on those objects.

Name: _____

Name _____


Identify, Name, and Describe Cylinders

LESSON 18.3

Practice and Homework

Go Online

Interactive Examples



© Houghton Mifflin Harcourt Publishing Company

DIRECTIONS 1. Identify the objects that are shaped like a cylinder. Mark an X on those objects.

Name: _____

Name _____

Identify, Name, and Describe Cones



LESSON 18.4
Practice and Homework

Go Online

Interactive Examples



© Houghton Mifflin Harcourt Publishing Company

DIRECTIONS 1. Identify the objects that are shaped like a cone. Mark an X on those objects.

Name: _____

Name _____






Compare Three-Dimensional Objects

LESSON 18.5

Practice and Homework

Go Online

Interactive Examples

		
1  		
2 		
3  		
4 		
5 		

© Houghton Mifflin Harcourt Publishing Company

DIRECTIONS 1–5. Look at the object in the chart. Mark an X under the circle if the flat surface of the object is a circle. Mark an X under the square if the flat surface of the object is a square.

Name: _____

Name _____

Above and Below

LESSON 18.6

Practice and Homework

Go Online

Interactive Examples



© Houghton Mifflin Harcourt Publishing Company

DIRECTIONS 1. Mark an X on the object that is shaped like a sphere below the table. Circle the object that is shaped like a cube above the table.

Name: _____

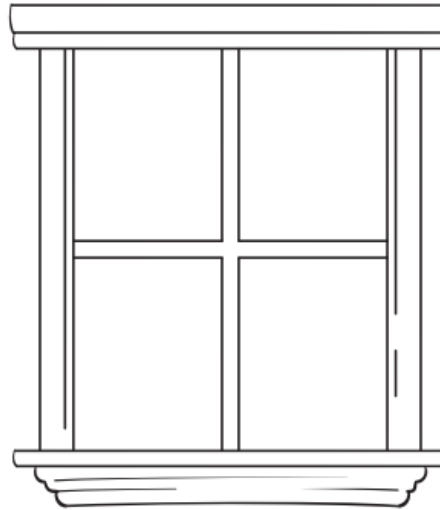
Name _____

Beside and Next To

LESSON 18.7 Practice and Homework

Go Online

Interactive Examples



© Houghton Mifflin Harcourt Publishing Company

DIRECTIONS 1. Mark an X on the object shaped like a cylinder that is next to the object shaped like a sphere. Circle the object shaped like a cone that is beside the object shaped like a cube. Use the words next to and beside to name the position of other shapes.