

Name: _____

Dear Students and Parents,


Measurement!!!

This week's homework focuses on Measurement. During the next few days, our math class will be exploring height, weight, and volume. You can expect to see homework that provides practice in measuring height, comparing volume and weight of objects.

Parents, please download, print and staple this packet. Students should do one page of this packet each evening. It should take them 5 days to complete the packet. They should use the boxes below to check off each day they do the homework. When the packet is complete, they should put it in their green folder and take it to school on Monday February 3, 2025.

Additionally, 20 minutes on Freckle is required each week.
Please check green folders for Freckle.com login cards.

Warmly,
Kadisha Mills, Ph.D.



Name: _____ Class: _____

Use the boxes below to check off each day the homework is completed.

	Monday	Tuesday	Wednesday	Thursday	Friday
PACKET					
FRECKLE					

Name: _____

Name _____

Compare Lengths

LESSON 19.1

Practice and Homework

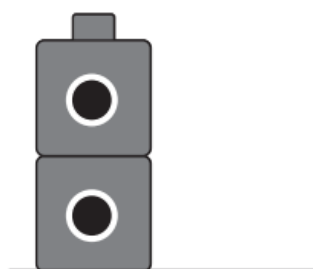
Go Online

Interactive Examples




_____ cubes

2



3



© Houghton Mifflin Harcourt Publishing Company

DIRECTIONS 1. Use cubes to measure the length of the crayon. Write how many cubes long it is. 2. Make a cube train that is taller than the cube train shown. Draw and color the cube train. 3. Circle the tall object.

Name: _____

Name _____

Compare Weights

LESSON 19.2 Practice and Homework

Go Online

Interactive Examples



left



right

1




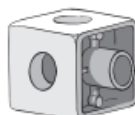
2



3



4



© Houghton Mifflin Harcourt Publishing Company

DIRECTIONS Find the first object in the row and hold it in your left hand. Find the rest of the objects in the row and hold each object in your right hand. 1–2. Circle the object that is lighter than the object in your left hand. 3–4. Circle the object that is heavier than the object in your left hand.

Name: _____

Name _____

Compare Volume

LESSON 19.3

Practice and Homework

Go Online

Interactive Examples



2



© Houghton Mifflin Harcourt Publishing Company

DIRECTIONS 1. Circle the object that takes up less space. Mark an X on the object that takes up more space. 2. Circle the objects that have volume. Tell if each object is heavy or light. Tell if each object is tall or short.

Name: _____

Name _____

Chapter

19

Chapter Review

1




☐

☐

☐

☐

2



cubes

3



© Houghton Mifflin Harcourt Publishing Company

DIRECTIONS 1. Choose all the sets that have a blue pencil that is longer than the orange pencil. 2. Use cubes to measure the crayon. Write the length. 3. Circle the jar that holds more. Mark an X on the jar that holds less.


Go Online For more help

Chapter 19 **779**

Name: _____

Name: _____

4



5



_____ cubes

6



DIRECTIONS 4. Circle the object that takes up less space. Mark an X on the object that takes up more space. 5. Use cubes to measure the pencil. Write the length. 6. Circle the glass that is full. Mark an X on the glass that is empty.

780 Florida's B.E.S.T. Go Math! Grade K