

SECTIONS: KA-KE

NAME: _____

WEEK: 01/13- 01/17

TO DO LIST

Reminders

- Please use the weekly learning discoveries as you read the short stories to help aid in exams at the end of the week.
- Homework is turned in every Friday inside the blue folder.
- Students need to know how to read the Sight Words on their own without help.
- Students need to know how to write the spelling words on their own.
- Please complete 45 minutes of I-ready lessons that is due every Friday morning.

Weekly Assessment(s):

- Sight Word Sentence Assessment (students read the sentence aloud)
- Module Assessment (weekly skills)
- Weekly Reading Comprehension Test (based on weekly texts)
- Spelling Test (students write the words on paper on their own)
- Q2 Sight Word Assessment: 1/20

Monday:

- Complete Monday's section
- Read Go, Vic!
- Daily STAR PREP WS 1
- Complete 15 min FRECKLE website (login info attached and emailed) (OPTIONAL Extra practice for state exam)

Tuesday:

- Complete Tuesday's Section
- Complete 15 min I-ready
- Daily STAR Prep WS 2
- Read Yams

Wednesday:

- Complete Wednesday's Section WS
- Complete 15 min FRECKLE Website (login info attached and emailed)- OPTIONAL Extra practice for state exam
- Daily STAR Prep WS 3

Thursday:

- Turn in Homework

WEEKLY LEARNING DISCOVERIES:

Make Inferences

When you make an inference, you use

picture or text clues

and

what you know



DEFINITION Pronouns

Pronouns are words that take the place of a noun. We can use a pronoun instead of a noun.

 girl - she	 boy - he
 dog - it	 singers - they

Character Clues

Use picture and text clues to notice how characters

act 	speak
think 	feel

MODULE 5- WEEK 2

Essential Question:

What does it mean to try hard?

MODULE 5- WEEK 2

Essential Question:

What does it mean to try hard?

MODULE 5- WEEK 2

Essential Question:

What does it mean to try hard?

Weekly Texts :



Reading Comprehension Skill:
Story Elements: Characters, Setting,
Events

Reading Comprehension Skill:
Story Elements: Characters, Setting,
Events

Reading Comprehension strategy:

- Compare Characters
- Make Inferences
- Character Traits

- ## Reading Comprehension strategy:
- Compare Characters
 - Make Inferences
 - Character Traits

Spelling Words:
yams, Vic, van, yet, vet

Spelling Words:
yams, Vic, van, yet, vet

Phonics:
Letter Vv
Letter Yy

Phonics:
Letter Vv
Letter Yy

Phonics:
Letter Vv
Letter Yy

Writing: Narrative Writing

Writing: Narrative Writing

Grammar- Pronouns

Grammar- Pronouns

Vocabulary:
lovely, several, spy


Vocabulary:
lovely, several, spy

HFW & Sight Words:
for, her, him, us

HFW & Sight Words:
for, her, him, us

Go, Vic!

by Bryan Langdo
illustrated by Tom Jellet



-Fold-

Bud got in his van.
But it had no gas!

This book belongs to _____



Bud got up on Vic.
Bud sat on him.
"Go, Vic!"

WORD WORK



Blend and Read

Read these words.
What is the same?

Yy

yum yams

Vv

Vic Val
van




Word Hunt

Find these words in the story.


look

lot


but



But no yams for Bud!
Bud naps!



Bud and Vic ran to the lot.
Bud got yams.



"Vic! Look! I got us yams!"



Vic got his yams. Yum!
Val got her yams. Yum!



This book belongs to

Bud has yaks. Big yaks!
The yaks are Vic and Val.

**Speed Read**

Read these words.

got big had
but are his

**Show You Know**

Tell about the story.

yaks Vic yams

Bud got ____.

The yams are for ____ and Val.

Vic and Val are ____.



“Val!” Bud pats her.

“I got yams for us, Val. Yum!”




Bud ran to his van.
 Bud got in.
 "To the yams!"



"Vic!" Bud pats him.
 "Yams, Vic?"
 Vic nods.



But Bud had no yams for him.



Bud got bags.
Big bags for yams!

Name: _____

Look at the boxes. Color in the box with the word that is different.

STAR/MKAS

Test Prep Practice

test

rest

test

bunch

bunch

lunch

head

head

read

grill

grill

gill

chop

chip

chip

step

stop

stop

flop

flop

flap

fight

light

fight

rip

red

red

bed

bad

bad

Name: _____

Look at the boxes. Color in the box with the word that is different.

STAR/MKAS

Test Prep Practice

measure

treasure

measure

straw

straw

stray

flake

fluke

fluke

flip

skip

flip

fly

fly

try

rid

rid

rug

dragon

wagon

dragon

tree

flee

flee

place

plane

plane

jumped

jumped

jumping

Name: _____

Look at the boxes. Color in the box that has just a word.

STAR/MKAS

Test Prep Practice

rang

j

w

m

q

me

y

to

g

k

e

the

was

f

r

o

up

l

v

u

we

d

h

go

x

n



must




c

see

z

Week of:

Monday	Tuesday
<p>Read and Check.</p> <p><input type="checkbox"/> then <input type="checkbox"/> these</p> <p><input type="checkbox"/> them <input type="checkbox"/> so</p>	<p>Find and circle this week's words.</p> <p>then the by so these is them was what then so these your them all</p>
<p>Write the missing letter. Write the word.</p> <p> _____ <u> nake </u> _____ _____</p>	<p>Write a word that rhymes with DISH.</p> <p>_____ _____ish_____ _____</p>
<p>Draw a picture to show the opposite of NIGHT.</p> <p>Night</p> <p></p>	<p>Circle the missing word.</p> <p>Who What When</p> <p>_____ will the movie begin?</p>
<p>Circle the missing word.</p> <p>to from out</p> <p>This present is _____ my friend.</p>	<p>Write the sentence correctly.</p> <p>you are my friend.</p> <p>_____ _____ _____</p>
<p>Circle the period.</p> <p>Where is the dog? The dog is here. I love my dog!</p>	<p>Circle the question mark.</p> <p>Where is the dog? The dog is here. I love my dog!</p>

Wednesday	Thursday
<p>Trace and Write.</p> <p>then</p> <p>then</p>	<p>Trace and Write.</p> <p>these</p> <p>so</p>
<p>Circle all the things that belong OUTSIDE.</p> <div data-bbox="147 604 745 873">  </div>	<p>How many syllables in fire?</p> <div data-bbox="992 663 1409 835">  <div data-bbox="1230 663 1409 835"> <p>_____</p> <p>_____</p> <p>_____</p> </div> </div>
<p>Draw a picture to show the opposite of OFF.</p> <div data-bbox="131 1010 289 1220">  </div>	<p>Circle the missing word.</p> <p>Where Why How</p> <p>_____ many crayons are there?</p>
<p>Circle the missing word.</p> <p>on off for</p> <p>That present is _____ my mom.</p>	<p>Write the sentence correctly.</p> <p>my dog and i ran.</p> <p>_____</p> <p>_____</p> <p>_____</p>
<p>Circle the exclamation point.</p> <p>Where is the dog?</p> <p>The dog is here.</p> <p>I love my dog!</p>	<p>Add punctuation.</p> <p>. ? !</p> <p>I am at school _____</p>