

SECTIONS: KA-KE

NAME: _____

WEEK: 01/06- 01/10

TO DO LIST

Reminders

- Please use the weekly learning discoveries as you read the short stories to help aid in exams at the end of the week.
- Homework is turned in every Friday inside the blue folder.
- Students need to know how to read the Sight Words on their own without help.
- Students need to know how to write the spelling words on their own.
- Please complete 45 minutes of I-ready lessons that is due every Friday morning.

Weekly Assessment(s):

- Sight Word Sentence Assessment (students read the sentence aloud)
- Module Assessment (weekly skills)
- Weekly Reading Comprehension Test (based on weekly texts)
- Spelling Test (students write the words on paper on their own)

Monday:

- Complete Monday's section
- Read Nuts Not Rugs
- Daily STAR PREP WS 1
- Complete 15 min FRECKLE website (login info attached and emailed) (OPTIONAL Extra practice for state exam)

Tuesday:

- Complete Tuesday's Section
- Complete 15 min I-ready
- Daily STAR Prep WS 2
- Read Big Bugs

Wednesday:

- Complete Wednesday's Section WS
- Complete 15 min FRECKLE Website (login info attached and emailed)- OPTIONAL Extra practice for state exam
- Daily STAR Prep WS 3

Thursday:

- Complete Thursday's Section WS
- Complete 15 min I-ready
- Daily STAR Prep WS 4

WEEKLY LEARNING DISCOVERIES:

Character Clues

Use picture and text clues to notice how characters

act



speak



think



feel



DEFINITION Pronouns

Pronouns are words that take the place of a noun. We can use a pronoun instead of a noun.

girl - she

boy - he

Make and Check Predictions

A prediction is a best guess about what will happen next.



Use picture or text clues to make predictions.




As you read, check to see if you are right.

MODULE 5 - WEEK 1


Essential Question:

What does it mean to try hard?

Weekly Texts :



Genre: Fiction
Lexile® Measure: AD490L
Guided Reading Level: L



Genre: Fiction
Lexile® Measure: AD230L
Guided Reading Level: E

Reading Comprehension Skill:
Character Traits / Clues

Reading Comprehension strategy:

- Use Picture Text Clues
- Making and Checking Predictions
- Understanding Character Feelings

Spelling Words:

bun, cup, bug, rugs, nuts, fun

Phonics:

Vowel Uu
Short U and Long U

Writing:
Narrative Writing

Grammar-
Proper Nouns

Vocabulary:

practice, proud, success

HFW & Sight Words:

but, want, look, up

Freckles Login


1

Go to:

<https://global-zone52.renaissance-go.com/welcomeportal/393951>



2



Login with student's Dadeschools Portal ID
(email teacher if you do not have this)

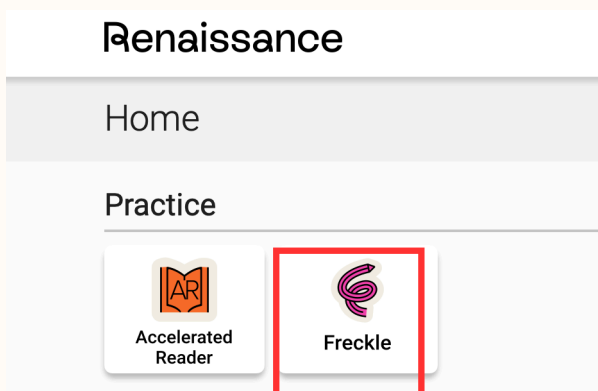
Username: Dadeschools ID

Password: last 4 # of dadeschools ID

Ex: Username: 911303

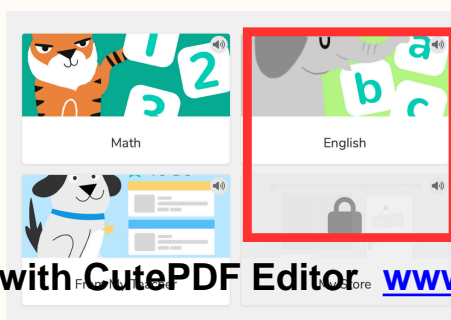
Password: 1303

3



Choose Freckle

4





Choose English OR From
My Teacher if there are
lessons assigned.

Name:

Weekly Language Review - Q2:6

Week of:

Monday	Tuesday
<p>Read and Check.</p> <p><input type="checkbox"/> other <input type="checkbox"/> out</p> <p><input type="checkbox"/> about <input type="checkbox"/> many</p>	<p>Find and circle this week's words.</p> <p>on other and about out is</p> <p>about many he of out other</p>
<p>Write the missing letter. Write the word.</p> <div data-bbox="120 659 391 730">  </div> <div data-bbox="475 651 727 749"> <p>_____</p> <p>_____ at _____</p> <p>_____</p> </div>	<p>Write a word that rhymes with KICK.</p> <div data-bbox="980 659 1365 829"> <p>_____</p> <p>_____ ick _____</p> <p>_____</p> </div>
<p>Draw a picture to show the opposite of MANY.</p> <div data-bbox="172 1033 258 1071"> <p>Many</p> </div> <div data-bbox="136 1077 292 1260">  </div>	<p>Circle the missing word.</p> <p>Who What When</p> <p>_____ time is it?</p>
<p>Circle the missing word.</p> <p>by with in</p> <p>I rode my bike _____ your house.</p>	<p>Circle the missing word.</p> <p>by with in</p> <p>I rode my bike _____ with my friend.</p>
<p>Write the sentence correctly.</p> <p>my sister and i are happy.</p> <p>_____</p> <p>_____</p> <p>_____</p>	<p>Write the sentence correctly.</p> <p>john played at the park.</p> <p>_____</p> <p>_____</p> <p>_____</p>


Wednesday

Trace and Write.

other

about

Circle all the things that are BIG.



Draw a picture to show the opposite of NEAR.



Circle the missing word.

to from out

I am going _____ the park.

Write the sentence correctly.
what time did i get here?

Thursday

Trace and Write.

out

many

How many syllables in house?



Circle the missing word.

Where Why How

_____ is he laughing?

Circle the missing word.

to from out

He walked _____ the door.

Write the sentence correctly.
amy and i have a dog.

This book belongs to _____

Big Bugs

by Sarah Rehman
illustrated by Nathalie Beauvois



"Gusi! Look up, Gusi!"



Fold

"Sit, Gus! Sit on the mat."
Gus sat.

WORD WORK



Speed Read

Read these words.

big are got
look on not



Picture Hunt

Find these pictures in the story.

bun cup bug



"Look, Gus! Hot dogs
and buns!"



Bugs are on the mat.
Big bugs.



"Look, Gus! Big bugs!"

Pam and Gus got up.

"Run, Gus! Run!"



"No, big bugs!"

"Not the figs!"

"Not the nuts!"

This book belongs to _____

Nuts, Not Rugs!

by Sarah Rehman
illustrated by Nathalie Beauvois



Gus has rugs. Lots!
But I want nuts. Lots!



Gus has jugs. Tin jugs.
But I want cups. Tin cups!

WORD WORK



Blend and Read

Read these words. What is the same?

uu

rugs nuts buns
cups fun




Word Hunt

Find these words in the story.


big has lots




Gus has nuts, cups, figs,
and buns.
Gus did it!



Gus has pups. Big pups.
But I want figs. Big figs!



Gus has hats. Fun hats.
But I want buns. Hot dog buns!




"Gus? Gus!"


Name: _____


Cut out the the letter pieces. Look at the letter sequence. Glue the letters next to the corresponding letter sequence.


STAR/MKAS


Test Prep Practice


h _ j	
-------	---

q r _	
-------	---


b c _	
-------	---

_ v w	
-------	---

_ f g	
-------	--

m _ o	
-------	--

i j _	
-------	---

_ t u	
-------	---

STAR/MKAS Test Prep Practice Pages by Mrs. K's Klubhouse


s	k	d	e
u	n	s	i


Name: _____

Cut out the letter pieces. Look at the letter sequence. Glue the letters next to the corresponding letter sequence.


STAR/MKAS


Test Prep Practice


p _ r	
-------	---

j k _	
-------	---


g h _	
-------	---

_ b c	
-------	---

_ o p	
-------	--

s _ u	
-------	--

c d _	
-------	---

_ y z	
-------	---

STAR/MKAS Test Prep Practice Pages by Mrs. K's Klubhouse

l	e	x	a
i	t	q	n

Name: _____

Look at the letter sequence. Color in the box that shows the missing letter.

STAR/MKAS

Test Prep Practice

c d _

f b e

_ H I

G J K

m _ o

n p u

U V _

Y W X

_ j k

g i h

C _ E

D B F

_ b c

a d o

X Y _

W T Z

r s _

q u t

P Q _

R S O

Name: _____

Look at the letter sequence. Color in the box that shows the missing letter.

STAR/MKAS

Test Prep Practice

l _ n

m w j

_ Y Z

W X U

_ w x

u y v

G H _

L J I

p _ r

s q o

R _ T

S U Q

_ u v

s w t

N O _

M P Q

d e _

f g c

I J _

L H K