

# 2B/2D

WEEK OF 12/16 - 12/19

Name: \_\_\_\_\_

Due **Thursday** 12/19



## DAILY HOMEWORK

MONDAY	TUESDAY	WEDNESDAY	THURSDAY
Freckle <i>From Your Teacher</i> 60% minimum for credit	Freckle <i>From Your Teacher</i> 60% minimum for credit	Freckle <i>From Your Teacher</i> 60% minimum for credit	
Study Spelling Words (1 activity)	Study Spelling Words (1 activity)	Study Spelling Words (1 activity)	
Parent Initials	Parent Initials	Parent Initials	

## WEEKLY OBJECTIVES

- Reading- Characters, Text Organization, Text Structure, Summarize
- Spelling- Homophones
- Grammar- Abbreviations days, months, titles
- Writing- Personal Essay

**Readworks**- 2B: PYQRV4    2D: BTSSZT

## REMINDERS

- Spelling Quiz Thursday 12/19
- EXTRA CREDIT FOR READING AND GRAMMAR ON HMH 12/20
- No School Friday - Teacher Planning Day 12/20
- HAPPY HOLIDAYS!

## VOCABULARY

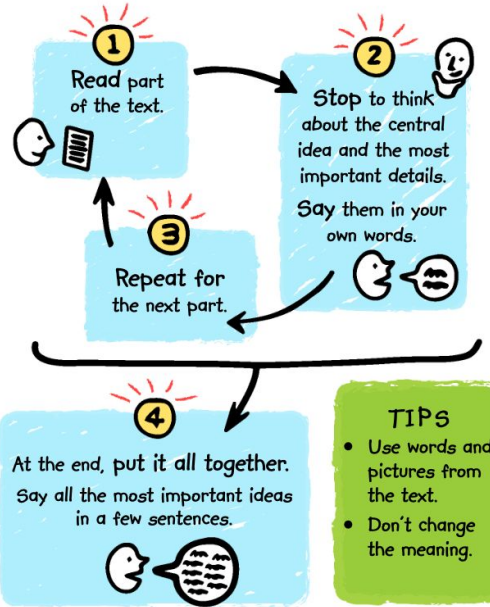
**troop**- a group of people who belong to a club  
**charge**- when people follow your directions  
**solve**- when you find and answer to a problem  
**state**-an area of land that is part of a country  
**members**-people who belong to a group  
**laws**-rules people must follow  
**capital**-the city where a government meets to make laws.  
**council**- a group of people elected to lead.

## SPELLING

1. meet
2. meat
3. week
4. weak
5. mane
6. main
7. tail
8. tale
9. be
10. bee
11. too
12. two
13. child
14. night
15. high
16. spy
17. threw
18. through


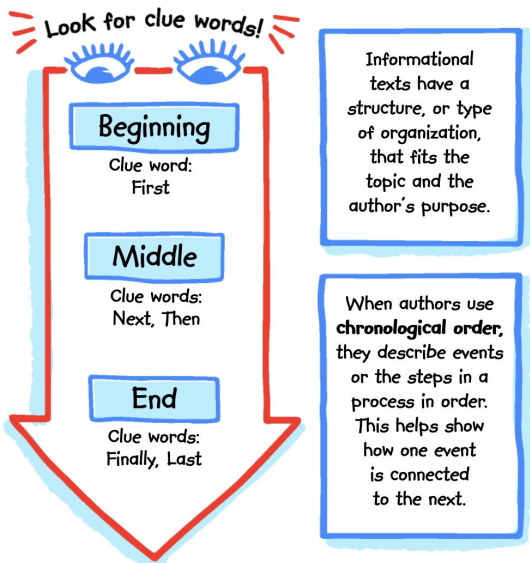
## SUMMARIZE

When you summarize, you put the central idea and the relevant details into your own words.



## Text Organization


### Chronological Order



## Text Features

Authors choose text features to help explain ideas or to help readers locate information.

**Headings** tell what part of a text is about. They can help you find information.



A **fact box** is a feature that tells special information about a topic.

TIME FOR REVIEW!



Grammar 5.5.4a

## Review Abbreviations

An **abbreviation** is a shortened form of a longer word. People's titles and the names of days, months, and places are proper nouns that can be shortened. Abbreviations for proper nouns begin with a capital letter and end with a period.

Titles	Abbreviations	Proper Nouns	Abbreviations
Mister	<b>Mr.</b>	Monday	<b>Mon.</b>
Doctor	<b>Dr.</b>	March	<b>Mar.</b>
		Main Street	Main <b>St.</b>

Grade 2 | Grammar Minilessons

Punctuation and Contractions • Abbreviations

Grammar 5.5.4b

## Review Abbreviations

Tell how to fix the title in each sentence.

- Please ask dr. Phelps to check your ankle.
- Today I have a music lesson with Mrs Lawrence.

Tell what each abbreviation stands for.

- Nov.
- Canton St.
- Tues.
- Jan.
- Elm Rd.
- Fri.

Grade 2 | Grammar Minilessons

Punctuation and Contractions • Abbreviations

## Abbreviations for Titles for People

An **abbreviation** is a shortened form of a longer word. Some of the letters are removed from the full word, and a period is used at the end. To read an abbreviation, say the whole word it means.

A **title** is a word that describes a person. It may be used before a person's name. It can tell whether someone is male or female or the kind of job a person has.

Some titles are written as abbreviations. They begin with a capital letter and end with a period.

**Dr. Hood** cares for pets. **Ms. Nimoy** works in his office.


Monday	<b>Mon.</b>	Friday	<b>Fri.</b>
Tuesday	<b>Tues.</b>	Saturday	<b>Sat.</b>
Wednesday	<b>Wed.</b>	Sunday	<b>Sun.</b>
Thursday	<b>Thurs.</b>		

January	<b>Jan.</b>	July	
February	<b>Feb.</b>	August	<b>Aug.</b>
March	<b>Mar.</b>	September	<b>Sept.</b>
April	<b>Apr.</b>	October	<b>Oct.</b>
May		November	<b>Nov.</b>
June		December	<b>Dec.</b>

<b>Proper Nouns</b>	<b>Abbreviations</b>
Wilson Road	Wilson <b>Rd.</b>
Orange Avenue	Orange <b>Ave.</b>
Memorial Highway	Memorial <b>Hwy.</b>
First Street	First <b>St.</b>
Cypress Drive	Cypress <b>Dr.</b>



Be sure to attach your work and bring back to class at the end of the week!



# December Spelling Menu

Name: \_\_\_\_\_

## Picture This!

Draw a large picture of a Christmas tree. In the empty spaces, write your spelling words as many times as you can. Then, color your picture.



## Colorful Words

Write each spelling word with a pencil. Then, use the colors below to trace each letter.

Consonants = Red  
Vowels = Green



## Dear Santa

Write a letter to Santa Clause using your spelling words. Be sure to use spaces in between your words AND underline your spelling words.



## Speed Writing

Write your spelling words as many times as you can in

**10 MINUTES!**

Ask an adult at home to help you keep track of the time.

## Practice Test

Ask an adult at home to quiz you on your spelling words. If you misspell a word, write it correctly **THREE** more times.

\_\_\_\_\_  
**Adult Signature**

## Let's Move!

### HOPSCOTCH!

Write a spelling word on your paper. Then, hop on one foot for each letter in the word – jump on two feet and call out the word. Repeat for all of your spelling words!

## Pyramid Words

Create a pyramid with your spelling words! Begin by writing the first letter, next the first two letters, then the first three letters, etc...

s  
sm  
smi  
smil  
smile

## Eyes Closed

Look at each of your spelling words. Say the letters in the word out loud. Then, close your eyes and write the word.



## Curious Questions

Use each of your spelling words to ask a question – ANY question! Be sure to use a capital letter at the beginning of your sentence and a question mark at the end. Underline your spelling word.

Does a whale have gills?