

Name _____

Think, Read, Learn

Use with pages 98–99.

How does a daisy grow?

Before You Read Lesson 4

Read each sentence. Do you think it is true? Do you think it is not true? Circle the word or words after each sentence that tell what you think.

- | | | |
|---|------|----------|
| 1. A seedling covers and protects a seed. | True | Not True |
| 2. A seedling grows from a seed. | True | Not True |
| 3. Flowers make seeds. | True | Not True |

After You Read Lesson 4

Read each sentence again. Circle the word or words after each sentence that tell what you think now. Did you change any answers? Put an **X** by each answer that you changed.

- | | | |
|---|------|----------|
| 1. A seedling covers and protects a seed. | True | Not True |
| 2. A seedling grows from a seed. | True | Not True |
| 3. Flowers make seeds. | True | Not True |



Home Activity: Together talk about your child's answers. Have your child explain why his or her answers may have changed after reading the lesson.

Name _____

Lesson 4: How does a daisy grow?

Vocabulary

seed coat the protective shell that covers a seed

seedling a very young plant

Most plants grow from seeds.

A **seed coat** covers the seed.

The seed coat protects the seed.

A seedling grows from the seed.

A **seedling** is a young plant.

The daisy is a plant.

The daisy has a life cycle.

First, the daisy starts with a seed.

Next, the seed coat opens.

A seedling starts to grow.

Then the stems and leaves grow taller.

The plant grows flowers.

Last, the flowers make seeds.

The seeds may grow into new plants.

Name _____

Lesson 4 Checkpoint

Use with pp. 98–99

Lesson 4 Checkpoint

1. How does a seed coat help a seed?

The seed coat _____ the seed.

2.  **Put Things in Order** What happens first, next, and last in the life cycle of a daisy?

First, the daisy starts with a _____.

Next, the _____

opens. A seedling starts to grow.

Then the stems and leaves grow taller. The plant grows _____.

Last, the flowers make _____. The seeds may grow into new _____.

Complete the Sentence


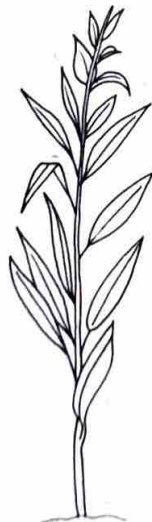
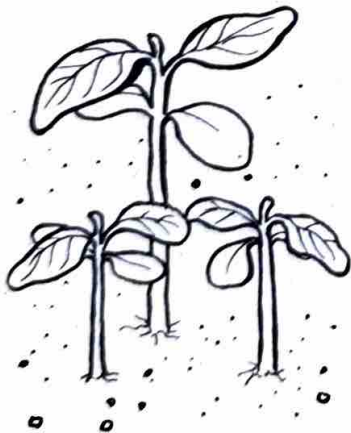
Write the word or phrase that completes each sentence.

grow seedling roots seed coat

1. A plant will _____ from a seed.
2. A seed has a _____ that keeps the seed safe.
3. When a plant is young it is called a _____.
4. A seedling has _____ and a stem.

Put Things in Order

5. Put the life cycle of a plant in the right order. Write "first," "next," or "last" under the pictures.



Name _____

Think, Read, Learn

Use with pages 100–103.

How do trees grow?

Before You Read Lesson 5

Read each sentence. Do you think it is true? Do you think it is not true? Circle the word or words after each sentence that tell what you think.

- | | | |
|--|------|----------|
| 1. A tree grows from a seed. | True | Not True |
| 2. Pinecones make seeds. | True | Not True |
| 3. Cherry trees have cherries
before they have flowers. | True | Not True |

After You Read Lesson 5

Read each sentence again. Circle the word or words after each sentence that tell what you think now. Did you change any answers? Put an **X** by each answer that you changed.

- | | | |
|--|------|----------|
| 1. A tree grows from a seed. | True | Not True |
| 2. Pinecones make seeds. | True | Not True |
| 3. Cherry trees have cherries
before they have flowers. | True | Not True |



Name _____

Lesson 5: How do trees grow?

A tree grows from a seed.

A tree takes many years to grow and change.

A pine tree starts as a seed.

Next, the seed coat opens.

A seedling starts to grow.

The seedling has roots.

The seedling has a stem.

Then the pine tree grows.

The pine tree grows pinecones.

Last, seeds grow inside the pinecones.

The seeds may grow into seedlings.

How a Cherry Tree Grows

A cherry is a fruit.

A cherry comes from a cherry tree.

A cherry tree makes fruit.

First, the cherry tree has many flowers.

The petals fall off the flowers.

Cherries start to form.

A seed forms inside the cherry.

The seed may grow into a new cherry tree.

Name _____


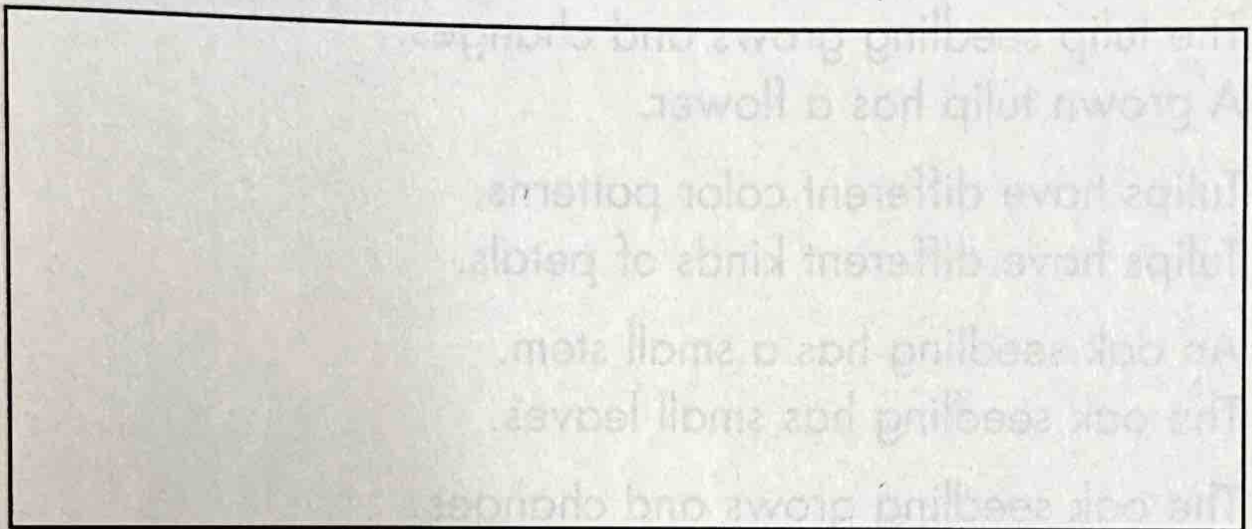
Lesson 5 Checkpoint

Use with pp. 100-103

Lesson 5 Checkpoint

1. Draw the life cycles of a pine tree and a daisy. Tell how the life cycles are the same and different.

Use the boxes below to draw pictures.



2. What will grow from the flowers on the cherry trees? _____

Name _____

Lesson 5 Review

Use with pages 100–103.

Complete the Sentence

Write the word that completes each sentence.

pinecones flowers fruit seeds

1. Trees grow from _____.
2. A pine tree's seeds grow in _____.
3. A tree can have _____.
4. Cherry trees have _____.

Predict

5. Predict and draw what will happen to the flowers on the tree.

I know	I predict
