


Mrs. Jazmin's ELA Homework

Week of 12/02-12/06

Section: _____

Name: _____



Homework Directions:

- Read for 20 minutes and fill in your Reading Log every day.
- Practice reading and writing the weekly Spelling Words and Sight Words.
- Complete the attached worksheets and turn in this homework packet on Friday.

Reminders:

- Students need to bring their **headphones & iPads fully charged** every day.
- Students should always have their Archimedean and Purple folders in their backpacks.
- Please check your Archimedean folder every night for papers to either leave at home or complete and return to school.

Assessments:

12/13 -Grammar Test on
Subject and Predicate

12/13- Spelling Test

Important Dates:

December 2-13- F.A.S.T. PM#2 & 16-19-PM#2 - Makeups

December 16- 19- Christmas Spirit Week

Monday- Wear White | Tuesday- Wear Red or Green

Wednesday- Wear Christmas Accessories | Thursday- Wear Ugly
Sweater



Sections:

1A-1B-1C

HMH Module 3:

Amazing Animals

Week 2

Essential Question: How do animals' bodies help them?

Reading Skills

Create Mental Images

When you create mental images, you make pictures in your mind to help you remember what you read.



Words from the Text


- soccer game
- sunny
- ball

Point of View

WHO tells the story?

The narrator is the person who tells a story. Readers see the story events through the narrator's point of view.

THIRD-PERSON NARRATOR	FIRST-PERSON NARRATOR
A person who is NOT in the book is telling it. Look for the words he, she, or they .	A person who is in the book is telling it. Look for the words I, me, or my .




Text Organization

Description

Informational texts have a structure, or type of organization, that fits the topic and the author's purpose.

Description is one kind of structure or organization. Authors choose description to tell details about **what something is like**.



Examples

Phonics:

Double final consonants

Spelling Words:

- | | |
|----------|-----------|
| 1. will | 7. wet |
| 2. egg | 8. yet |
| 3. grass | 9. leg |
| 4. fell | 10. web |
| 5. miss | 11. game |
| 6. well | 12. these |

Sight Words:

- | | |
|---------|---------|
| 1. all | 5. her |
| 2. down | 6. now |
| 3. four | 7. saw |
| 4. from | 8. went |

Weekly HMH Story:



Vocabulary Words:

pupils, sharp, experts, swivel, sheds, lenses, dull, thank, once, stroll, shingle, shriek

Fluency

Expression

Writing

Research Essay

Grammar


Statements

Social Studies

Map Skills

Name: _____

SUBJECT & PREDICATE



Directions:

Circle the subject. Underline the predicate.

1. I went to the park today.
2. Mom baked cookies for us.
3. The dog barked as we walked by.
4. The car is blue and white.
5. We are going to visit our grandparents.
6. My best friend is moving away.
7. We had a party on the last day of school.
8. Our house has two stories.
9. Dad went to work early today.
10. My sister rode her bike to the store.

Weekly Reading Log

December 9-13



*Please use one

	Book Title	Author	Read to Self	Read to Parent	Parent's Initials
Monday 20 Minutes	I chose to read:				
Tuesday 20 Minutes	I chose to read:				
Wednesday 20 Minutes	I chose to read:				
Thursday 20 Minutes	I chose to read:				

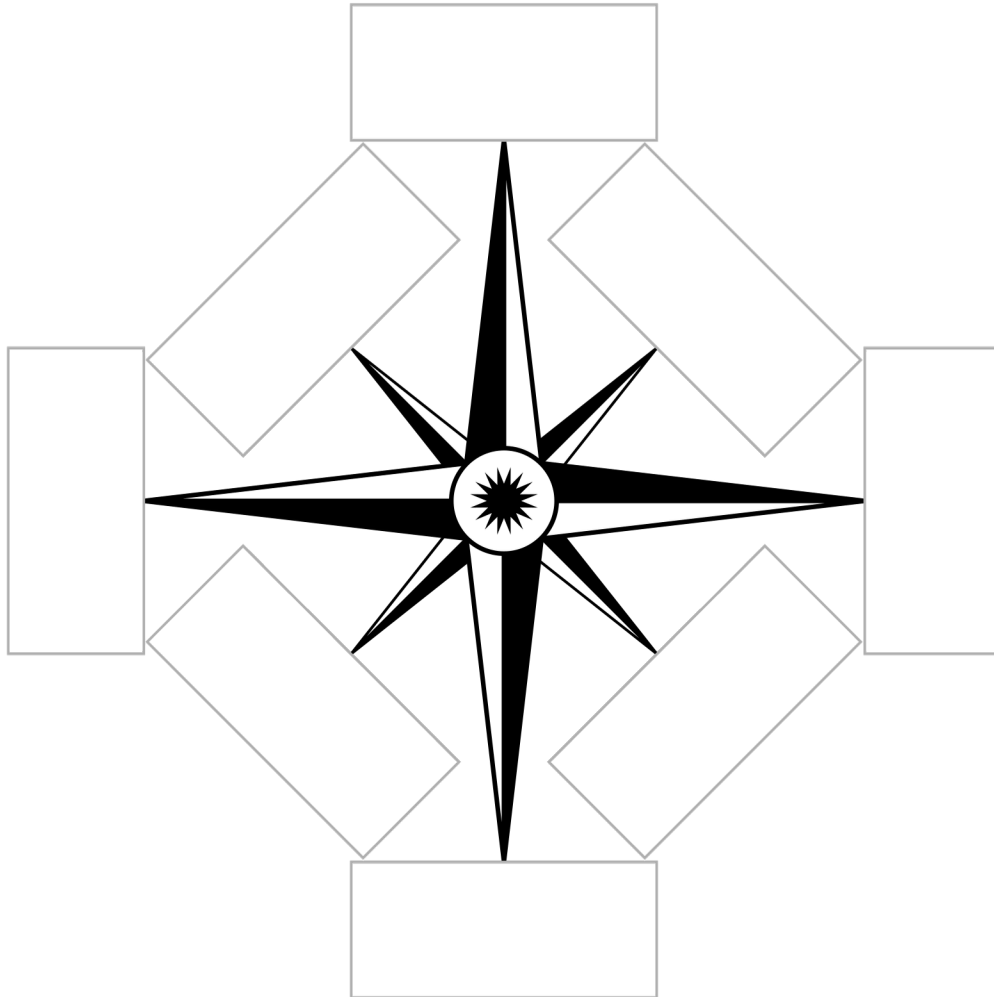
My favorite book this week was _____.

I liked this book because _____.

Name: _____

Compass Points

Cut out the direction names and glue them onto the compass rose.

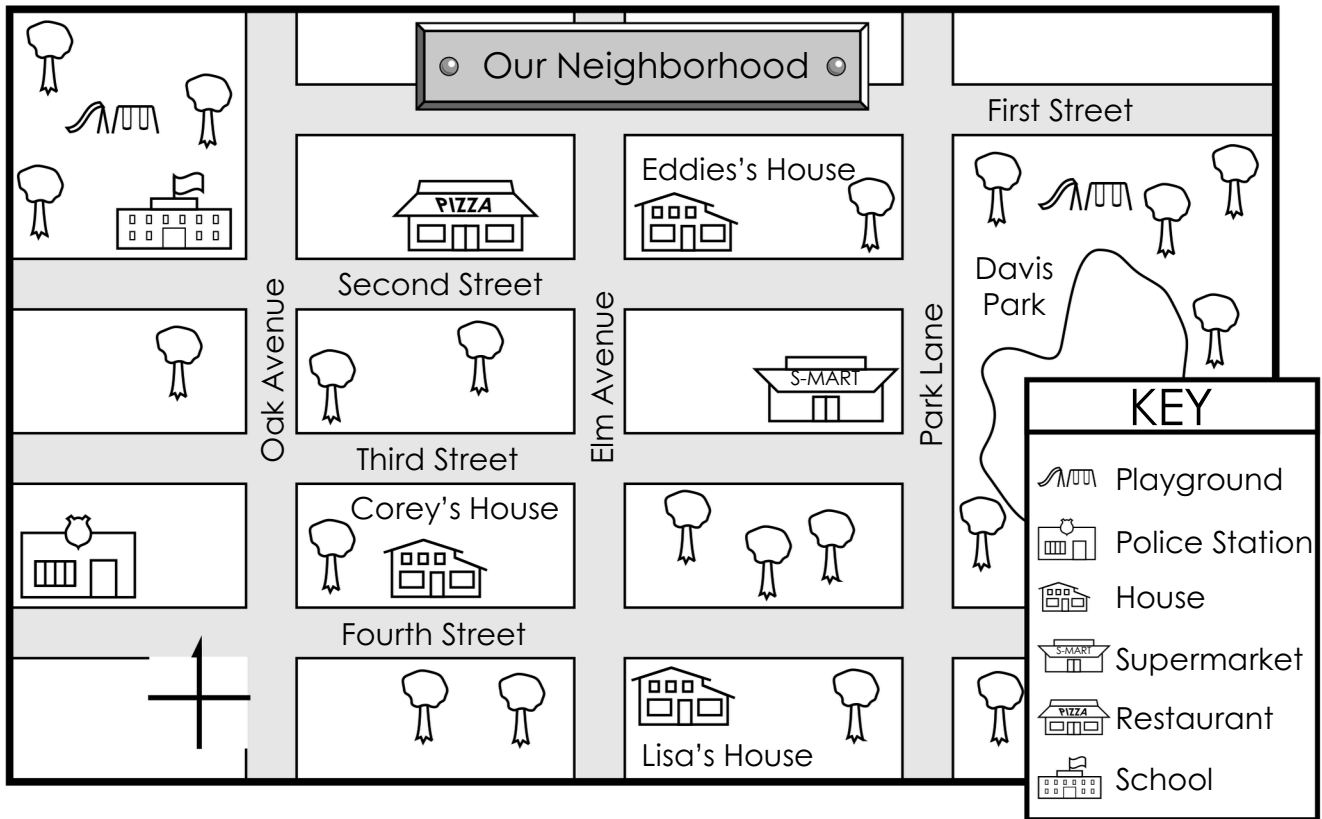


Super Teacher Worksheets - www.superteacherworksheets.com

NORTH	SOUTH WEST	EAST	WEST
SOUTH EAST	NORTH WEST	SOUTH	NORTH EAST

Name: _____

Reading a Map



1. Label N, S, E, and W on the compass rose.

Write north, south, east, or west to complete each sentence.

2. To go from Eddie's house to the school, you travel _____.

3. The supermarket is _____ of Lisa's house.

4. A police officer would go _____ to Davis Park.

5. Students walk _____ to the school after using the school playground.

6. Corey goes _____ to eat at the restaurant.

7. Eddie would walk _____ to use the Davis Park playground.

8. Eddie would walk _____ to visit Lisa.