

Name: _____

Dear Students and Parents,

Cozy!!!


During the next few days, our math class will be counting to 100. The instruction for each activity is written at the bottom of each page. Please help students touch and count to 100, then look away and count from any number, forward and backwards. Homework should be completed each evening along with 10 minutes of practice on Freckle.

A **minimum** of 20 minutes on Freckle is required each week. When the packet is completed, they should put it in their **green** folder and take it to school on Monday December 16, 2024. I will check the minutes completed on Freckle weekly.

Please note, December 2 - 13 - F.A.S.T. PM#2 (K-5)

Please check green folders for Freckle.com login cards.

Warmly,
Kadisha Mills, Ph.D.



Name: _____ Class: _____

Use the boxes below to check off each day the homework is completed.

	Monday	Tuesday	Wednesday	Thursday	Friday
PACKET					
FRECKLE					

Name: _____

Name _____

LESSON 16.2

Practice and Homework

Count to 100 by Ones

Go Online

Interactive Examples



1	2	3	4	5	6	7	8	9	10
11	12	13	14	15	16	17	18	19	20
21	22	23	24	25	26	27	28	29	30
31	32	33	34	35	36	37	38	39	40
41	42	43	44	45	46	47	48	49	50
51	52	53	54	55	56	57	58	59	60
61	62	63	64	65	66	67	68	69	70
71	72	73	74	75	76	77	78	79	80
81	82	83	84	85	86	87	88	89	90
91	92	93	94	95	96	97	98	99	100

© Houghton Mifflin Harcourt Publishing Company

DIRECTIONS 1. Point to each number as you count to 100. Look away and point to any number. Circle that number. Count forward to 100 from that number. Draw a line under the number 100.

Name: _____

Lesson Check

2

1	2	3	4	5	6	7	8	9	10
11	12	13	14	15	16	17	18	19	20
21	22	23	24	25	26	27	28	29	30

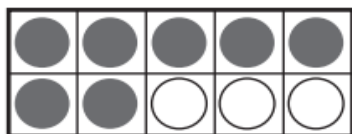
Spiral Review

3



$$7 = \underline{\quad\quad} + \underline{\quad\quad}$$

4



$$10 - 3 = \underline{\quad\quad}$$

DIRECTIONS 2. Begin with 1 and count forward to 20. What is the next number? Draw a line under that number. 3. Complete the addition sentence to show the numbers that match the cube train. 4. Shelley has 10 counters. Three of her counters are white. The rest of her counters are gray. How many are gray? Complete the subtraction sentence to show the answer.

Name: _____

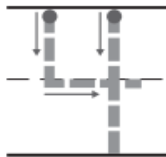
Lesson Check

2

71	72	73	74	75	76	77	78	79	80
81	82	83	84	85	86	87	88	89	90
91	92	93	94	95	96	97	98	99	100

Spiral Review

3



—



=

4



DIRECTIONS 2. Begin with 71 and count forward to 80. What is the next number? Draw a line under that number. 3. Pete makes the cube train shown. He takes the cube train apart to show how many cubes are gray. Complete the subtraction sentence to show Pete's cube train. 4. Count how many flowers. Write the number. Draw to show a set of counters that has the same number as the set of flowers. Write the number.

Name: _____

Name _____

LESSON 16.3

Practice and Homework

Count to 100 by Tens

Go Online

Interactive Examples



51	52	53	54	55	56	57	58	59	
61	62	63	64	65	66	67	68	69	
71	72	73	74	75	76	77	78	79	
81	82	83	84	85	86	87	88	89	
91	92	93	94	95	96	97	98	99	

© Houghton Mifflin Harcourt Publishing Company

DIRECTIONS 1. Trace the numbers to complete the counting order to 100. Count by tens as you point to the numbers you traced.

Name: _____

Lesson Check

2

12 11 9 8 7

8 10 11 13
☐ ☐ ☐ ☐

Spiral Review

3



5 and 3

5 6 7 8
☐ ☐ ☐ ☐

4



1 2 3 4
☐ ☐ ☐ ☐

DIRECTIONS 2. Count backward. What number is missing?
Mark under your answer. 3. Count how many raccoons are in each set.
How many raccoons in all? Mark under your answer. 4. How many
skunks? Mark under your answer.

© Houghton Mifflin Harcourt Publishing Company