

2B/2D

WEEK OF 12/9 - 12/13

Name: _____



Due Friday 12/13

DAILY HOMEWORK

MONDAY	TUESDAY	WEDNESDAY	THURSDAY
Freckle <i>From Your Teacher</i> 60% minimum for credit	Freckle <i>From Your Teacher</i> 60% minimum for credit	Freckle <i>From Your Teacher</i> 60% minimum for credit	Freckle <i>From Your Teacher</i> 60% minimum for credit
Study Spelling Words (1 activity)	Study Spelling Words (1 activity)	Study Spelling Words (1 activity)	Study Spelling Words (1 activity)
Parent Initials	Parent Initials	Parent Initials	Parent Initials

WEEKLY OBJECTIVES

- Reading- Characters, Text Organization, Text Structure, Summarize
- Spelling- Long i, Silent Letters
- Vocabulary- Prefix dis-
- Grammar- Capitalization of months, days, holidays
- Writing- Personal Essay

Readworks- 2B: PYQRV4 2D: BTSSZT

SPELLING

1. night
2. kind
3. spy
4. child
5. knife
6. find
7. right
8. high
9. write
10. climb
11. sign
12. sigh
13. both
14. own
15. roast
16. float
17. children
18. kindness

REMINDERS

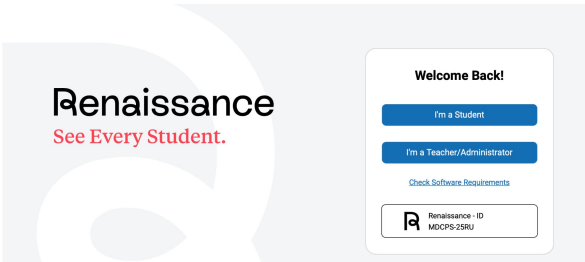
- Reading Test 12/12 Thursday
- Grammar Test 12/12 Thursday
- Spelling Quiz- None
- Animal Kingdom- LAST CALL- If I don't hear by 12/9, I will assume you are not attending.

VOCABULARY

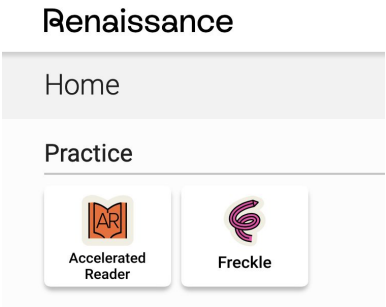
rare-something that is rare does not happen often
relay- a team race where each member runs one part of it.
honored- praised for something special
success-when you finish something you worked hard for
politics-Work done by people in government
advice-tell people what you would do
earned- when you got what you worked for
equal- the same amount as something else

How to Access Freckle Lessons


First- Log into Renaissance.



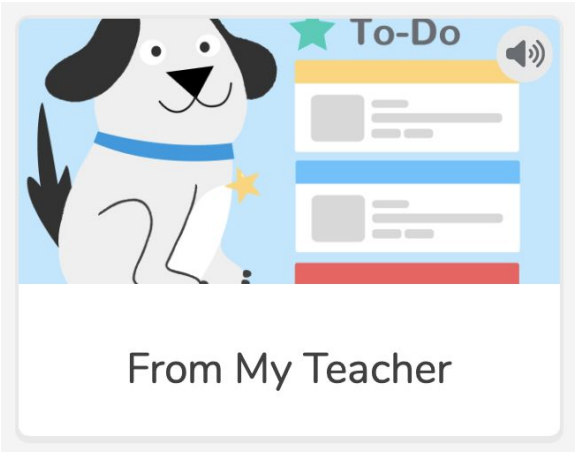
Next- Select Freckle



Then- Select



Next-



Finally- Complete RED lessons assigned daily.

CHARACTERS

External Traits

Internal Traits

What We See

- The character's
- hair (color, length)
 - clothing (kind, color)
 - height
 - facial expressions
 - behavior and actions

Thoughts and Words

Feelings

Perspective

What We Learn

- The character's personality shows through the
- thoughts and words
 - feelings

TIME FOR REVIEW!



Review Using Proper Nouns

Names for **days** of the week and **months** of the year begin with capital letters. Each important word in the name of a **holiday** begins with a capital letter, too.

Days	Months	Holidays
Monday	March	New Year's Day
Friday	July	Thanksgiving Day
Saturday	September	Fourth of July

Review Using Proper Nouns

Tell which words should be capitalized.

- 1 The new library opens in april.
- 2 I made my dad a pie for father's day.
- 3 I have to go to the dentist on tuesday.
- 4 We are having a picnic on labor day.
- 5 My aunt is visiting in september.
- 6 We go food shopping on mondays.

Text Organization

Chronological Order

Look for clue words!

Beginning

Clue word:
First

Middle

Clue words:
Next, Then


End

Clue words:
Finally, Last

Informational texts have a structure, or type of organization, that fits the topic and the author's purpose.

When authors use **chronological order**, they describe events or the steps in a process in order. This helps show how one event is connected to the next.

picture



Captions are words or sentences about a picture.


caption

Text Features

Authors choose text features to help explain ideas or to help readers locate information.

Headings tell what part of a text is about. They can help you find information.

heading



fact box



A **fact box** is a feature that tells special information about a topic.

Generative Vocabulary 5.6

Prefix *dis-*

A **prefix** is a word part added to the beginning of a **base word**. It changes the base word's meaning. The prefix **dis-** means "not."

people **dishonored**


The new word formed means the opposite of the base word.

If you do not know the meaning of a base word, you can look the word up in a dictionary.

Examples

- 1 like
dis + like = **dislike**
- 2 agree
dis + agree = **disagree**
- 3 honest
dis + honest = **dishonest**
- 4 appear
dis + appear = **disappear**
- 5 prove
dis + prove = **disprove**

Be sure to attach your work and bring back to class at the end of the week!



December Spelling Menu

Name: _____

Picture This!

Draw a large picture of a Christmas tree. In the empty spaces, write your spelling words as many times as you can. Then, color your picture.



Colorful Words

Write each spelling word with a pencil. Then, use the colors below to trace each letter.

Consonants = Red
Vowels = Green



Dear Santa

Write a letter to Santa Clause using your spelling words. Be sure to use spaces in between your words AND underline your spelling words.



Speed Writing

Write your spelling words as many times as you can in

10 MINUTES!

Ask an adult at home to help you keep track of the time.

Practice Test

Ask an adult at home to quiz you on your spelling words. If you misspell a word, write it correctly **THREE** more times.

Adult Signature

Let's Move!

HOPSCOTCH!

Write a spelling word on your paper. Then, hop on one foot for each letter in the word – jump on two feet and call out the word. Repeat for all of your spelling words!

Pyramid Words

Create a pyramid with your spelling words! Begin by writing the first letter, next the first two letters, then the first three letters, etc...

s
sm
smi
smil
smile

Eyes Closed

Look at each of your spelling words. Say the letters in the word out loud. Then, close your eyes and write the word.



Curious Questions

Use each of your spelling words to ask a question – ANY question! Be sure to use a capital letter at the beginning of your sentence and a question mark at the end. Underline your spelling word.

Does a whale have gills?

Name:

Date:

Zach was asked to write about his favorite vacation. He chose to write about his family trip to San Diego and wants you to help him edit his paper. Read his paper and answer the questions that follow.

My Favorite Vacation

(1) When school got out last summer, my family and I took a trip to San Diego, California. (2) It was my first time to visit California, so I was excited! (3) The first stop on our trip was the zoo. (4) The San Diego zoo covers 100 acres in Balboa Park. (5) After spending an entire day there, we were exhausted. (6) We checked into our hotel downtown and ate dinner at the Rainforest Cafe.

(7) The next day, we went to one of San Diego's best Beaches named Mission Beach. (8) I had so much fun playing in the water and collecting shells. (9) There was also a long boardwalk with shops, restaurants, and an amusement park. (10) We got to see many different museums and important historical sites. (11) I learned a lot of interesting new facts at the Museum of Natural history, which is also located in Balboa Park. (12) My favorite part of the trip was the last day when my parents took me to an amusement park where everything was Lego-themed!

(12) We stayed in San Diego for an entire week, but it wasn't long enough. (13) There is so much to see and do in this sunny city. (14) I can't wait to go back one day!

1. What change, if any, should be made in sentence 4?

- A. Change **Park** to **park**
- B. Change **San Diego** to **San diego**
- C. Change **zoo** to **Zoo**
- D. Make no change.

3. What change, if any, should be made in sentence 7?

- A. Change **Mission Beach** to **Mission beach**
- B. Change **Beaches** to **beaches**
- C. Change **San Diego's** to **san Diego's**
- D. No change should be made in sentence 7.

2. What change, if any, should be made in sentence 6?

- A. Change **hotel** to **Hotel**
- B. Change **Rainforest** to **rainforest**
- C. Change **Cafe** to **cafe**
- D. No change should be made

4. What change, if any, should be made in sentence 11?

- A. Change **Museum** to **museum**
- B. Change **Balboa Park** to **balboa park**
- C. Change **history** to **History**
- D. Sentence 11 is written correctly.