


Mrs. Jazmin's ELA Homework

Week of 12/02-12/06

Section: _____

Name: _____



Homework Directions:

- Read for 20 minutes and fill in your Reading Log every day.
- Practice reading and writing the weekly Spelling Words and Sight Words.
- Complete the attached worksheets and turn in this homework packet on Friday.

Reminders:

- Students need to bring their **headphones & iPads fully charged** every day.
- Students should always have their Archimedean and Purple folders in their backpacks.
- Please check your Archimedean folder every night for papers to either leave at home or complete and return to school.

Assessments:

To be determined, look out for any email updates! =)


Important Dates:

December 2-13- F.A.S.T. PM#2

December 16-19- F.A.S.T. PM#2 - Makeups

December 1- Winter Wonderland Tickets Go on Sale!

December 9- Toy Drive Kick Off



Sections:

1A-1B-1C

HMH Module 3:

Amazing Animals

Week 2

Essential Question: How do animals' bodies help them?

Reading Skills

Create Mental Images

When you create mental images, you make pictures in your mind to help you remember what you read.





Words from the Text

- soccer game
- sunny
- ball

Point of View

WHO tells the story?

The narrator is the person who tells a story. Readers see the story events through the narrator's point of view.


THIRD-PERSON NARRATOR	FIRST-PERSON NARRATOR
A person who is NOT in the book is telling it. Look for the words he, she, or they .	A person who is in the book is telling it. Look for the words I, me, or my .
	

Text Organization

Description

Informational texts have a structure, or type of organization, that fits the topic and the author's purpose.

Description is one kind of structure or organization. Authors choose description to tell details about **what something is like**.



Examples

Phonics:

Double final consonants

Spelling Words:

- | | |
|----------|-----------|
| 1. will | 7. wet |
| 2. egg | 8. yet |
| 3. grass | 9. leg |
| 4. fell | 10. web |
| 5. miss | 11. game |
| 6. well | 12. these |

Sight Words:

- | | |
|---------|---------|
| 1. all | 5. her |
| 2. down | 6. now |
| 3. four | 7. saw |
| 4. from | 8. went |

Weekly HMH Story:



Vocabulary Words:

pupils, sharp, experts, swivel, sheds, lenses, dull, thank, once, stroll, shingle, shriek

Fluency

Expression

Writing

Research Essay

Grammar

Statements

Social Studies

Map Skills

Weekly Reading Log

December 2-6



*Please ✓ one

	Book Title	Author	Read to Self	Read to Parent	Parent's Initials
Monday 20 Minutes	HMH weekly story: Blue Bird and Coyote <small>*Assigned in the HMH app on the iPad</small>	James Bruchac			
Tuesday 20 Minutes	HMH weekly story: Blue Bird and Coyote <small>*Assigned in the HMH app on the iPad</small>	James Bruchac			
Wednesday 20 Minutes	HMH weekly story: Have You Heard the Nesting Bird? <small>*Assigned in the HMH app on the iPad</small>	Kenard Pak			
Thursday 20 Minutes	I chose to read:				

In the story Blue Bird and Coyote, what do you think the author wants you to learn? _____

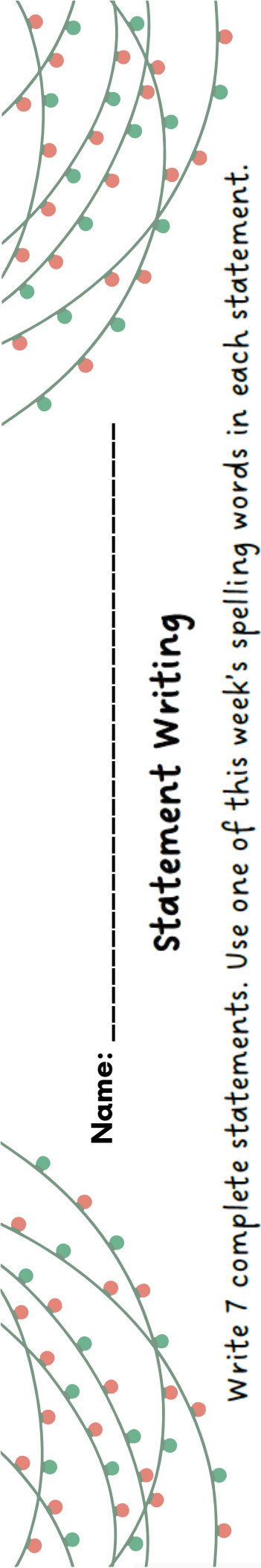
Name _____ -ll or -ss #2

Directions: Read each sentence. Use a yellow crayon or highlighter to highlight the words that have *-ll* and *-ss*. Write the words.

1. We play in the grass on the hill.
2. Don't spill and make a mess!
3. Guess how tall I am now!
4. Where do they sell a good drill?

words with -ll

words with -ss



Name: _____

Statement Writing

Write 7 complete statements. Use one of this week's spelling words in each statement.

Make sure your statements begin with a capital letter and end with a period. Use your best handwriting.

Handwriting practice lines consisting of 7 sets of three horizontal lines (top solid, middle dashed, bottom solid) for writing statements.