

Mrs. Jazmin's ELA Homework

Week of 11/18-11/22

Section: _____

Name: _____



Homework Directions:

- Read for 20 minutes and fill in your Reading Log every day.
- Practice reading and writing the weekly Spelling Words and Sight Words.
- Complete the attached worksheets and turn in this homework packet on Friday.

Reminders:

- Students need to bring iPads fully charged every day.
- Students should always have their Archimedean and Purple folders in their backpacks.
- Please check your Archimedean folder every night for papers to either leave at home or complete and return to school.

Assessments:

11/20: Spelling Test

11/20: "The Nest" HMH Quiz

11/21: Module 3 Week 1

Comprehension Test

Important Dates:

November 22- AA Friendsgiving- **Wear Fall Colors**

November 25-29- No School- Thanksgiving Break

December 2-13- F.A.S.T. PM#2

December 16-19- F.A.S.T. PM#2 - Makeups



Sections:

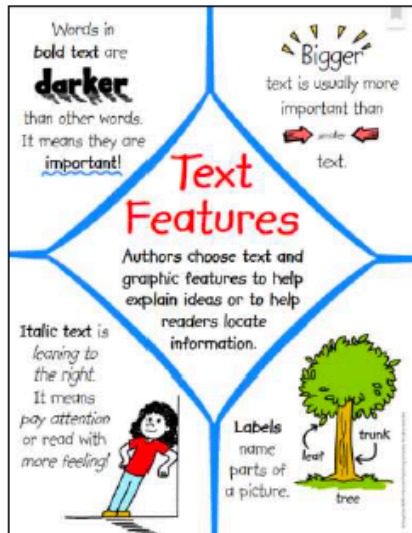
1A-1B-1C

HMH Module 3:

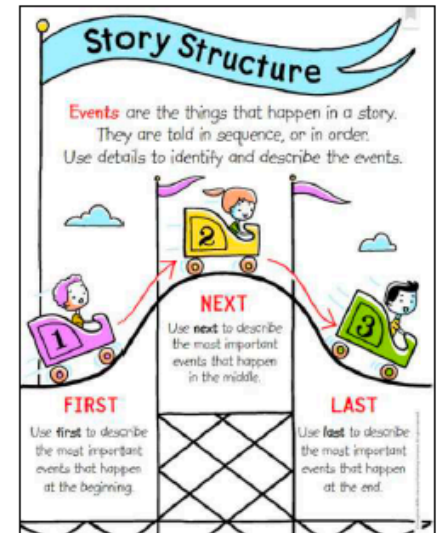
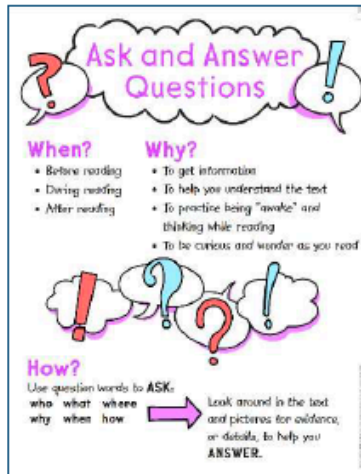
Amazing Animals

Week 1

Essential Question: How do animals' bodies help them?



Reading Skills




Phonics - Short e and u Spelling Words:

- | | |
|--------|-----------|
| 1. yet | 7. nut |
| 2. web | 8. tub |
| 3. pen | 9. mud |
| 4. wet | 10. bug |
| 5. leg | 11. messy |
| 6. hen | 12. went |

Sight Words:

- | | |
|----------|----------|
| 1. day | 5. look |
| 2. every | 6. made |
| 3. fly | 7. they |
| 4. have | 8. write |

Weekly HMH Story:



Vocabulary Words:

Camouflage, characteristics, mammal, empty, exclaimed, soon, surprise, twigs, warm

Fluency

Reading Rate

Writing

Research Essay

Grammar


Sentence Parts:
Subject and
Predicate

Social Studies

Map Skills

Weekly Reading Log


November 18-22



*Please ✓ one

	Book Title	Author	Read to Self	Read to Parent	Parent's Initials
Monday 20 Minutes	HMH Weekly Story: The Nest <small>*Assigned in the HMH app on the iPad</small>	Nina de Polonia			
Tuesday 20 Minutes	HMH Weekly Story: The Nest <small>*Assigned in the HMH app on the iPad</small>	Nina de Polonia			
Wednesday 20 Minutes	I chose to read:				

In the story *The Nest*, what important things happen after the bird lays the eggs? _____



Kate and Nate's Map



Challenge Words:

follow

paw

1 Mom gave Kate and Nate a map and smiled. "Look at this map of our home. I hid a prize for you, and the map will help you find it!"

2 Nate squinted at the map. Then he looked at his mom. "This map has no words on it."



3 "Some maps don't need words," Mom said. "When you look at the map, do you see the path to follow?"

4 Kate and Nate looked at each other. Kate looked at the map and held it up for Mom to see. "Do we follow this line of dashes?" she asked.

5 Mom gave a quick nod. "Yes, you are right! The prize is where you see the X. Now, run and find the prize!"

6 Kate and Nate dash off, each eager to find the X. The path on the map led them behind their home. Where could the X be? They rushed to find it.

7 "I see a box under the oak tree!" Nate cried.

8 "There is an X on the box!" Kate said. "This must be it!"

Kate and Nate's Map pg. 2



Challenge Words:

follow

paw

- 9 The kids ran to the box with Mom behind them.
- 10 "Is the box the prize?" Nate asked.
- 11 "Why does it have holes in the side?" Kate asked.
- 12 "The prize is in the box," Mom said with a big grin.
- 13 "What is it?" Kate asks. She bends down to try to peek inside one of the holes.
- 14 A tan paw pokes out of a hole. Then the box shakes with a yip-yip.
- 15 Nate and Kate gasp. Quickly they take the lid off the box.
- 16 What do they find in the box?



Name: _____

Remember to underline the evidence of your answers in the story for full credit.

1. Where did Kate and Nate hunt for the prize?

- ☐ a at the beach
- ☐ b at their home
- ☐ c at the park

2. How did the kids know where to find the prize?

- ☐ a they would see a Y
- ☐ b they would see a flag
- ☐ c they would see an X

3. Where did Kate and Nate find the prize?

- ☐ a under an oak tree
- ☐ b in a sandbox
- ☐ c under a bush

4. What does eager mean?

- ☐ a to write or draw
- ☐ b to want something
- ☐ c to not care about something

5. What prize was hidden in the box? How do you know?

Name: _____ Date: _____

Subject and Predicate:

Directions: In each sentence, circle the subject and underline the predicate.

The boy drove the car.

The man washed his hair.

The dog chewed a bone.

The princess made a dress.

The cat napped in the grass.

The girl fell on the ground.

McDonald's makes burgers.

The castle fell down.

The baker bakes a cake.

The team wins a game.

Grammar 1.2.1a

Sentence Parts

A sentence has two parts.

The part that tells who or what is called the **subject**.

The part that tells what someone or something does is called the **predicate**.

Subject	Predicate
Jan	sits on a hill.
Some cows	moo.
The dog	ran away.

© Houghton Mifflin Harcourt All rights reserved.

Grade 1 | Grammar Mini-lessons

Self-assess • Sentence Parts