

SECTIONS: KA-KE

NAME: _____

WEEK: 11/18- 11/22

TO DO LIST

Reminders

- Please study the weekly learning discoveries as you read the short stories to help aid in exams at the end of the week.
- Homework is turned in every Friday inside the blue folder.
- Students need to know how to read the Sight Words on their own without help.
- Students need to know how to write the spelling words on their own.
- Please complete 45 minutes of I-ready lessons that is due every Friday morning.

Weekly Assessment(s):

- Module Assessment (weekly skills)
- Weekly Reading Comprehension Test (based on weekly texts)

Monday:

- Read Big Bag
- Complete I-ready lesson

Tuesday:

- Complete I-ready lesson

Wednesday:

- Complete I-ready lesson

Thursday:

- Complete I-ready lesson
- Read Kip

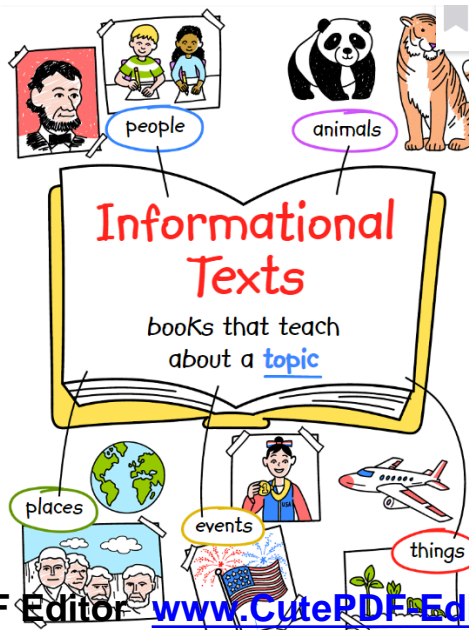
WEEKLY LEARNING DISCOVERIES:

Sentences

A sentence is a complete thought.



The dogs ran in the park.



Central Idea and Key Details

topic

what a text is about in one or two words

central idea

the most important idea in a text

key details

facts or examples that give information about the central idea

Keys

Keys open doors.



This key opens the front door.

This key opens the garage door.

This key opens a secret door!

MODULE 4 - WEEK 1

Essential Question:

How can I be my healthiest me?

Weekly Texts :



Genre: Informational Text
Lexile® Measure: 570L
Guided Reading Level: J



Genre: Informational Text
Lexile® Measure: AD490L
Guided Reading Level: I

Reading Comprehension Skill:

Reading Comprehension strategy:

Spelling Words- Review:

No spelling

Phonics- Review:

Short vowels 'i', 'Aa' 'Oo', 'Uu'

Writing- Review:
Informational texts


Grammar- Review:
Complete Sentences

Vocabulary:

energy, exercise, healthy

HFW & Sight Words:

No Sight words



-Fold-

This book belongs to

Kim has cans. "Tin cans, Nan!"
"Very good, Kim. Fit the tin
cans in."

WORD
WORK



Speed Read

Read these words.

good big sits
and very ran




Picture Hunt

Find these pictures in the story.

rip bag kids




“Kim, the tin cans fit in bags.”



Nan and Kim fit the bags
in the cab.

Nan sits. Kim sits.
“You did it, Nan!”



Kim has a big bag.
His big bag sags.
“Nan! Nan!”


-Fold-



His big bag rips.

"Nani! Nani! My bag!"

• Fold •



"Kimi! Kimi! A cab!"

Nan ran to the cab.

Kip

by Bryan Langdo
illustrated by Kristin Sorra



Nan rips a bag and tips it in.
Kip nags Nan.
“No, Kip! Sit!”

This book belongs to _____



“Dig in, Kim!”

Kim has a bit.

“Very good, Nan!”

WORD WORK



Blend and Read

Read these words.

What is the same?

Gg

bag nags

dig

Kk

kip kim



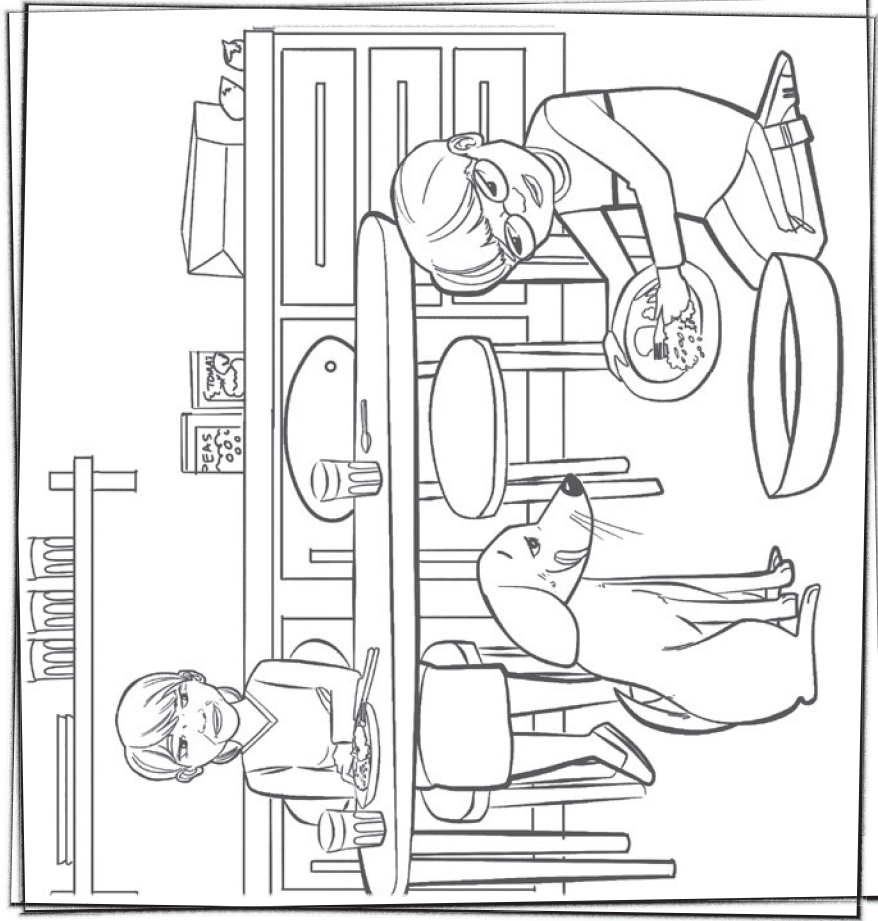
Word Hunt

Find these words in the story.


has

no

and




Kim tips a bit in his pan.
"Dig in, Kip!"




Kip nags Kim.
"Sit, Kip!"

-Fold-



Nan has a bit.
Kip nips at it.
“No, Kip! Sit!”

— Fold —



“Kip!”