

Name: \_\_\_\_\_

Dear Students and Parents,

# Thankful!!!

During the next few days, our math class will be exploring number bonds to 10. You can expect to see homework that adds to 10. The instruction for each activity is written at the bottom of each page. You will also see a page with vocabulary. Please help students touch, say and spell each word. Vocabulary along with one page of this packet should be done each evening along with 10 minutes of math fact practice or teacher assigned work on Freckle. A **minimum** of 20 minutes on Freckle is required each week. They should use the boxes below to check off each day the packet and Freckle is completed. When the packet is completed, they should put it in their **green** folder and take it to school on Monday November 18, 2024. I will check the minutes completed on Freckle weekly.

## Please check green folders for Freckle.com login cards.

Warmly,  
Kadisha Mills, Ph.D.



Name: \_\_\_\_\_ Class: \_\_\_\_\_

Use the boxes below to check off each day the homework is completed.

	Monday	Tuesday	Wednesday	Thursday	Friday
PACKET					
FRECKLE					

Name: \_\_\_\_\_

## Vocabulary

Touch, say and spell the following words or phrases.

1. add
2. equal sign
3. join
4. pattern
5. number bond
6. in all
7. number line
8. plus sign
9. part
10. whole
11. minus

Name: \_\_\_\_\_

Name \_\_\_\_\_

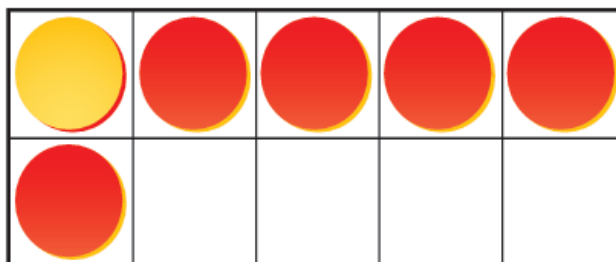
LESSON 10.1  
Practice and Homework

Put Together Numbers to Make  
6 and 7

Go Online

Interactive Examples

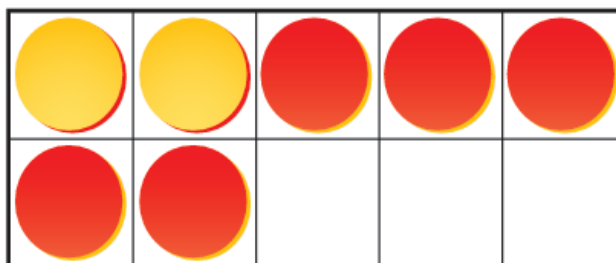
1



6

_____	+	_____
-----		-----
_____		_____

2



7

_____	+	_____
-----		-----
_____		_____

© Houghton Mifflin Harcourt Publishing Company

**DIRECTIONS** 1–2. Count the counters in the ten frame that model numbers put together.  
How many counters are there of each color? Write the numbers and trace the symbol.

Name: \_\_\_\_\_

Name \_\_\_\_\_

LESSON 10.2

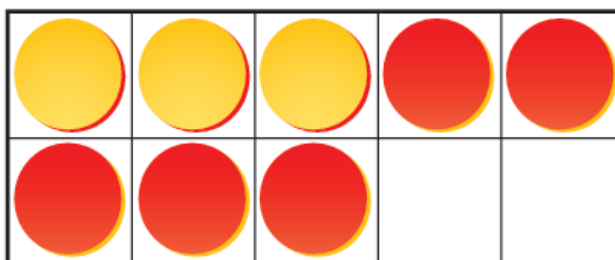
Practice and Homework

## Put Together Numbers to Make 8

Go Online

Interactive Examples

1



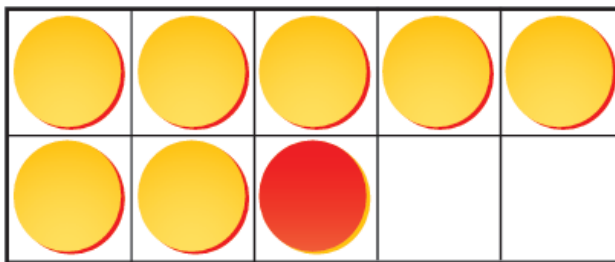
8

\_\_\_\_\_  
-----  
\_\_\_\_\_



\_\_\_\_\_  
-----  
\_\_\_\_\_

2



8

\_\_\_\_\_  
-----  
\_\_\_\_\_



\_\_\_\_\_  
-----  
\_\_\_\_\_

© Houghton Mifflin Harcourt Publishing Company

**DIRECTIONS** 1–2. Count the counters in the ten frame that model numbers put together. How many are there of each color counter? Write the numbers and trace the symbol.

Name: \_\_\_\_\_

Name \_\_\_\_\_

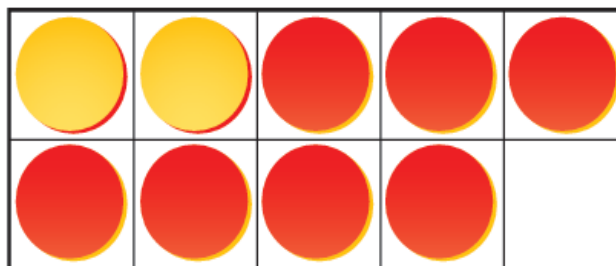
## Put Together Numbers to Make 9

LESSON 10.3

Practice and Homework

Go Online

Interactive Examples

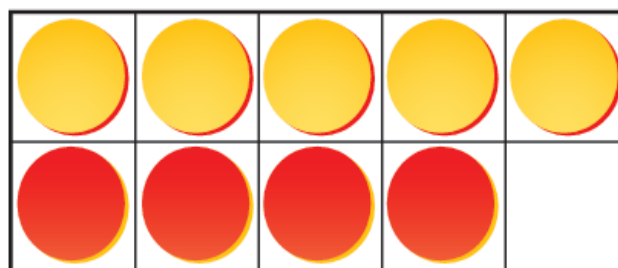


9

_____
-----
_____



_____
-----
_____



9

_____
-----
_____



_____
-----
_____

© Houghton Mifflin Harcourt Publishing Company

**DIRECTIONS** 1–2. Count the counters in the ten frame that model the number pair that makes 9. Write the number pair and trace the symbol.

Name: \_\_\_\_\_

Name \_\_\_\_\_

LESSON 10.7  
Practice and Homework

## Take Away From Numbers to 10

Go Online

Interactive Examples



10

---

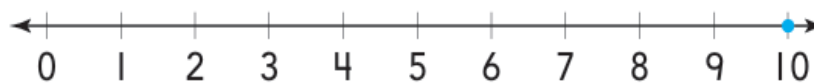
_____	_____
-----	-----
_____	_____



10

---

_____	_____
-----	-----
_____	_____



© Houghton Mifflin Harcourt Publishing Company

**DIRECTIONS** 1. Look at the ten-cube train. Eight cubes are orange and the rest are yellow. Take apart the train by drawing to model the set taken apart. Color the cube trains. Trace and write to show 10 taken apart. 2. Look at the ten-cube train. Seven cubes are blue and the rest are red. Use the number line to show taking 10 apart with 7 and another number. Trace and write to show 10 taken apart.

Name: \_\_\_\_\_

Name \_\_\_\_\_

# LESSON 10.8

## Practice and Homework

### Put Together and Take Away From Numbers to 10

Go Online

Interactive Examples



_____	_____		_____
-----	-----	+	-----
_____	_____		_____

2



_____	_____	_____
-----	-----	-----
_____	_____	_____

© Houghton Mifflin Harcourt Publishing Company

**DIRECTIONS** 1. Evita had some pencils. She gave 3 pencils to her brother. She gave 6 pencils to her sister. How many pencils did Evita have? Use the picture to solve the problem. Write the numbers and trace the symbol. 2. There are 10 crayons in the classroom. Six crayons are used for art class. How many crayons are left? Use the picture to solve the problem. Write the numbers and trace the symbol.