

2A/2C/2E

WEEK OF 11/12 - 11/15

Name: _____



Due Friday 11/15

DAILY HOMEWORK

MONDAY	TUESDAY	WEDNESDAY	THURSDAY
NO SCHOOL VETERAN'S DAY	Readworks <i>Tea With Grandma</i> 60% minimum for credit		Readworks <i>Family Stories</i> 60% minimum for credit
	Study Spelling Words (1 activity)	Study Spelling Words (1 activity)	Study Spelling Words (1 activity)
Parent Initials	Parent Initials	Parent Initials	Parent Initials

WEEKLY OBJECTIVES

- **Reading**-Text Organization, Story Structure, Make Inferences
- **Spelling**- Consonants *k, ck* & long *a (ai, ay)*
- **Vocabulary**- Suffixes -ful, -less, Multiple Meaning Words
- **Grammar**- Present Tense Verbs
- **Writing**- Narrative

Readworks- 2A: QTSYDU 2C: NTFTXX 2E: SG53CN

SPELLING

1. pay
2. wait
3. paint
4. train
5. pail
6. clay
7. tray
8. plain
9. stain
10. hay
11. gray
12. away
13. lake
14. snake
15. black
16. ask
17. neck
18. raisin
19. birthday
20. Archimedean

REMINDERS

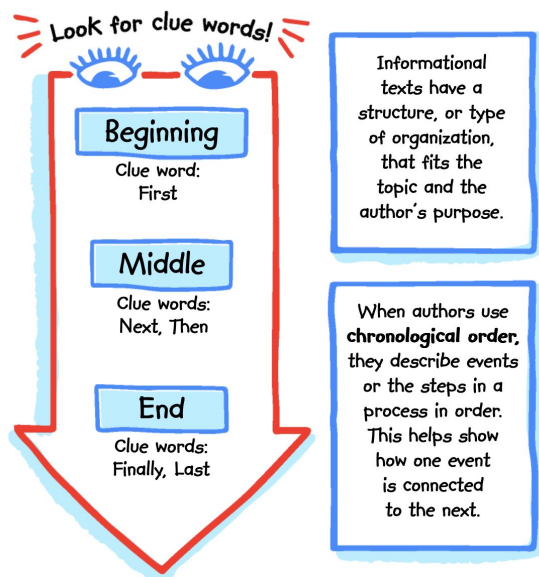
- Spelling Quiz **11/15 Friday**
- Reading Test **11/21 Thursday**
- Grammar Test **11/21 Thursday**
- Friendsgiving wear fall colors 11/22

VOCABULARY

cozy-comfortable
steaming-very hot
clue- information that helps you find an answer
sense- something easy to understand
pause-stop for a short time
disturb- bother someone
rattled- short shaking noises
tackled- pushed a person to the ground

Text Organization

Chronological Order



TIME FOR REVIEW!



Review Verbs in the Present

A verb in the present names an action that is happening now. Add -s or -es to this kind of verb when it tells about a singular subject. Do not add -s or -es when the verb tells about a plural subject.

Verb with a Singular Subject

The light **shines**.

The cat **swishes** its tail.

The star **winks**.

Verb with a Plural Subject

The lights **shine**.

The cats **swish** their tails.

The stars **wink**.

Identify the verb that correctly completes each sentence. Then say the sentence correctly.

- 1 The comet (shoot, shoots) through the sky.
- 2 The rocket (travel, travels) into space.
- 3 The scientists (look, looks) at the stars.
- 4 The camera (take, takes) pictures of the moon.

Suffixes -ful, -less

A **suffix** is a word part added to the end of a base word. It changes the meaning of the word.

- The suffix **-less** means "without."
is **clueless**
- The suffix **-ful** means "full of."
feel **hopeful**

If you do not know a base word's meaning, you can look it up in the dictionary.

Multiple-Meaning Words

Multiple-meaning words have more than one meaning. These words are called **homographs**.

Ask yourself questions about multiple-meaning words. Use **context clues** to figure out the word's meaning.



Examples

- 1 help
help + less = **helpless**
help + ful = **helpful**
- 2 care
care + less = **careless**
care + ful = **careful**
- 3 fear
fear + less = **fearless**
fear + ful = **fearful**



Make Inferences

When you make **inferences**, you use clues to make a smart guess about something the author doesn't tell you.

CLUES FROM THE TEXT AND PICTURES

CLUES FROM WHAT I ALREADY KNOW




INFERENCE

Examples

- 1 Put a pretty **bow** on the present. The children **bow** to the audience when they clap.
- 2 Will you **rock** the baby to sleep? Trina climbed on a big rock at the park.
- 3 The **leaves** on the trees turn colors in the fall. Mr. Kendall **leaves** his house to go to work.

Be sure to
attach your work
and bring back
to class at the
end of the week!

November Spelling Menu



Name: _____


Leaf Words

Draw a leaf for each of your spelling words. Write one spelling word inside of each leaf. Then, color your leaves.



Rainbow Words

Write each spelling word with a pencil. Then, use the colors below to trace the whole word.



Story Time

Write a silly turkey story using your spelling words. Be sure to include interesting details AND underline your spelling words in the story.



Add It Up!

Add the letters in each of your spelling words to find the total. Use the numbers below.

Consonants = 10
Vowels = 1

EXAMPLE: whale
whale = 10 + 10 + 1 + 10 + 1 = 32

Practice Test

Ask an adult at home to quiz you on your spelling words. If you misspell a word, write it correctly **THREE** more times.

Adult Signature

Let's Move!

VOLCANO BLOW-UP!

Write a spelling word on your paper. Then, crouch down on your feet. Whisper each letter as you slowly rise – then explode and yell out the word. Repeat for all of your spelling words!

Define it!

Write your spelling words. Then, write your own definition for each one. Describe **WHAT IT IS** in your own words.

EXAMPLE:

Shark – A shark is an animal with large teeth that lives in the ocean.

Criss-Cross Words

Write each of your spelling words like a crossword puzzle.

s
m i l e
i
e
h
a
p
p
y
h a p p y

Hidden Picture

Trace your hand and decorate it to make it look like a turkey. Remember to add great details and lots of color! Then, hide your spelling words somewhere inside the picture.



FALL VERBS WORKSHEET

GRAMMAR PRACTICE



- 1** Read the sentences and underline the verbs related to fall.

The leaves change color in autumn.

We pick pumpkins from the patch.

My family celebrates Thanksgiving with a big dinner.

The wind blows gently through the trees.

Children jump into piles of leaves.

- 2** Choose the correct verb from the box and fill in the blanks.
Use the present tense.

Verbs: (gather, bake, collect, enjoy, harvest)

We _____ apples from the orchard.

My mom loves to _____ pies for Thanksgiving.

The kids _____ in the cool autumn air.

Farmers _____ the crops in the fall.

We like to _____ colorful leaves.

- 3** Write the past tense of the following verbs:

Gather	_____	Rake	_____
Bake	_____	Fall	_____
Collect	_____	Ride	_____
Enjoy	_____	Visit	_____
Harvest	_____	Throw	_____