

PDF processed with CutePDF Editor www.CutePDF-Editor.com

MODULE 3 - WEEK 4

Essential Question:

What makes a community?

Weekly Texts :

Review:

Reading Comprehension Skill:

Review: Character analysis



Genre: Realistic Fiction
Lexile® Measure: AD570L
Guided Reading Level: M



Genre: Poetry
Lexile® Measure: NP
Guided Reading Level: E

Reading Comprehension strategy:

Review:

Story elements: characters and Plot

Spelling Words- Review:

pats, rips, fits, tips, sits, dabs

Phonics- Review:

Short vowel 'i', 'Aa' 'Oo'

Writing- Review:

Informational texts

Grammar- Review:

Inflection -s /s/ and -s /z/ (verbs)


Vocabulary:

brave, expect, ordinary

HFW & Sight Words- Review:

Has, it, he, she, with, me

This book belongs to _____



"Mac! Mac, can you see me?"

WORD WORK



Speed Read

Read these words.


see you can
it did in



Picture Hunt

Find pictures of these actions in the story.


pats rips fits tips



“Nat, sit with me.”




"Mac, you did it!"



Nat sits with Mac.
Mac rips it.
Mac dips it in.

-Fold-



Mac pats it.

Mac fits it in a pan.



Mac tips it in.

—Fold—

Fit It!

by Jo Wakaba



©Andersen Ross/iconica/Getty Images

Fit it!
She fits it in.

-Fold-

This book belongs to



©Steve Vidler/Alamy Stock Photo, ©cherezoff/Shutterstock

Dab it!

It sits in a pan.

She dabs it a bit.

Fold

WORD WORK



Blend and Read

Read these words. What is the same?



-S

tips fits pins
sits dabs dips



Word Hunt

Find these words in the story.

has it he she

©Andersen Ross/iconica/Getty Images



Tip it!
He tips it in bins.

©Jorge Silva/Reuters



Fit it!
She fits the tabs in.

©Kostas Tsironis/Bloomberg/Getty Images, ©Ryan McVay/Photodisc/Getty Images

-Fold-



Dip it!
She has pans with dips.

©Media Bakery

• Fold •



Fit it!
She fits tin cans in.

©Steve Debenport/E+/Getty Images

Name: _____

Weekly Language Review - Q2:4

Week of: _____

Monday

Read and Check.

☐

which

☐

do

☐

she

☐

how

Tuesday

Find and circle this week's words.

do so she are how which

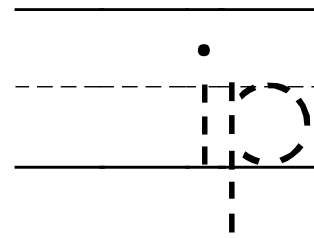
which was do on she how

Write the missing letter. Write the word.



ca

Write a word that rhymes with ZIP.




Draw a picture to show the opposite of HEAVY.

heavy



Draw a picture to show the opposite of HOT.

hot



Circle the missing word.

How Why Who

_____ many rocks are there?

Circle the missing word.

How Why Who

_____ is at the door?

Circle the missing word.

to from in

I'm going _____ school.

Circle the missing word.

to from in

We get milk _____ cows.

Wednesday

Trace and Write.

which

she

Thursday

Trace and Write.

do

now

Circle all the things that belong on the WATER.




How many syllables in sock?



Draw a picture to show the opposite
of IN FRONT.

In Front



Draw a picture to show the opposite
of IN.

In



Circle the missing word.

What When Why

_____ is your name?

Circle the missing word.

What When Where

_____ are we leaving?

Circle the missing word.

out on off

She walked _____ the door.

Circle the missing word.

out on off

He fell _____ the stage.

Name _____

Read and Spell

Read and spell this word to be a better reader.



Read it.

me



Trace it.

me



Color it.

me



Write it.



Spell it.

--	--



Circle it.

me

with

me

with

sits

me

sits

me

me

sits

with

me

Name _____

Read and Spell

Read and spell this word to be a better reader.



Read it.

sits



Trace it.

sits



Color it.

sits



Write it.



Spell it.

--	--	--	--



Circle it.

sits

with

sits

with

sits

me

sits

sits

me

sits

with

me

Name _____

Read and Spell

Read and spell this word to be a better reader.



Read it.

with



Trace it.

with



Color it.

with



Write it.



Spell it.

--	--	--	--



Circle it.

with

with

me

with

sits

me

with

sits

with

sits

me

with